

The Chief Constable's  
**REPORT 1997/98**



Royal Ulster Constabulary

# The Chief Constable's Report



Presented to the Police Authority for Northern Ireland

Presented to Parliament in accordance with the Criminal Justice (Northern Ireland) Order 1980, modifying Section 15(1) of the Police Act (Northern Ireland) 1970.

# The Chief Constable's Report

To the Chairman and Members of the  
Police Authority for Northern Ireland.

Brooklyn  
65 Knock Road  
Belfast  
BT5 6LE

September 1998

Mr Chairman, Ladies and Gentlemen

In accordance with Section 15 of the Police Act (Northern Ireland) 1970 I have pleasure in presenting my report on the Royal Ulster Constabulary for the year ending 31st December 1997. Whilst the body of my report refers to the 1997 calendar year I have included statistics for the Financial year 1997/98 in preparation of future reports being presented on that basis.

A handwritten signature in black ink, appearing to read 'R. Hanagan', with a stylized flourish at the end.

Chief Constable

## ROLL OF HONOUR

It is with deep regret that I record the following deaths as a result of terrorist activities:

**Constable Darren Robert BRADSHAW**  
Died 9 May 1997

**Reserve Constable David Andrew JOHNSTON**  
Died 16 June 1997

**Constable Roland John GRAHAM**  
Died 16 June 1997

It is also with regret that I record the death of the following officer as a result of criminal assault:

**Constable Robert Gregory TAYLOR**  
Died 1 June 1997

## Contents

Foreword by the Chief Constable	PAGE	11
75th Anniversary	PAGE	17
Force Inspectorate Branch	PAGE	21
Policing with the Community	PAGE	25
Crime	PAGE	33
Traffic	PAGE	47
Personnel and Training	PAGE	55
Complaints and Discipline	PAGE	65
Support Services	PAGE	71
Appendices	PAGE	81

# The Chief Constable's Report

## Contents

### Appendices

#### Calendar Year 1997

Appendix	1	RUC Regional, Divisional and Sub-Divisional Boundaries	PAGE	83
	2	RUC Regional, Divisional and Sub-Divisional boundaries Belfast Region	PAGE	84
	3	Organisational Structure	PAGE	85
	4	Statement of Purpose and Value	PAGE	86
	5	Her Majesty's Inspectorate of Constabulary 1997 Report Recommendations and RUC Response	PAGE	87
	6	Crime Statistics	PAGE	90
	7	Public Order Statistics	PAGE	99
	8	Road Traffic Statistics	PAGE	104
	9	Establishment and Strength	PAGE	108
	10	Complaints Statistics	PAGE	110

### Appendices

#### Financial Year 1997 - 1998

	11	Crime Statistics	PAGE	115
	12	Public Order Statistics	PAGE	123
	13	Road Traffic Statistics	PAGE	126
	14	Complaints Statistics	PAGE	129
	15	Sub-Divisional Addresses and Telephone numbers	PAGE	132

# Foreword by the Chief Constable



## Foreword by the Chief Constable

Change is very much in the air and not merely in the format of my Annual Report. It pervades the very atmosphere not just within the police service, but the very structure and ethos of relationships within Northern Ireland itself and these islands. I make no apology for stressing that the evolving situation in which we now find ourselves has a very great deal to do with the selfless dedication of the men and women of the Royal Ulster Constabulary.

The momentous political developments of the past few months were, possibly for a complex variety of reasons, to do with changing attitudes within the wider community, but not least because of the RUC's success in creating the relative calm which enabled the public and their elected representatives to even countenance discussing their age-old fears and mistrust with those of often diametrically-opposed views.

In this we have been supported magnificently by our military colleagues and, in the Republic, by the Garda Síochána.

During this period, the Royal Ulster Constabulary and the wider community has again suffered grievously and my thoughts are constantly brought back to the human cost of political instability. I pay full tribute to all who have worked so hard, and at such personal risk, to present us with the opportunity of a better future.

However, I have also to place on record that our collective and undoubted optimism must be tempered by a sense of realism: we do not yet have unqualified peace. We are moving inexorably, I believe, towards that goal, but formidable hurdles remain. Those terrorist groups which are at present



holding to their definition of what constitutes 'a cessation of military operations' remain a potent threat to the process. At this moment, they retain their arsenal of weapons, they retain their organisational ability to create havoc. Those facts alone are an obstacle to developing a truly peaceful atmosphere.

In addition, there are significant elements on both extremes who as yet remain implacably opposed to the democratic process. The pages of this report spell out by their past violence what such groups are capable of

in the immediate future. We need not only to decommission actual weapons of destruction which remain in the hands of terrorist groups, but even more importantly and much more difficult, we need to see a decommissioning of the mindsets of those who would kill and bomb in what is recognised widely elsewhere as a futile attempt to achieve, by might, what cannot be achieved by peaceful consensus. In this context, the spectre of totally unacceptable paramilitary assaults and intimidation continues to haunt some areas of Northern Ireland, involving shootings, vicious beatings and exclusions. The victims are often those least able to protect themselves and frequently feel themselves unable to seek redress. Some have been placed in "double jeopardy", having been dealt with by the Courts for offences and then faced brutal so-called punishment from those who pose as protectors, but who are themselves guilty of far more appalling crimes than their victims. Paramilitary justice is a contradiction in terms. It cannot be allowed to succeed, for the entire community is the ultimate loser.

Nor are the problems still facing us confined to the terrorist threat. Events on the ground can fuel community tensions, can be



orchestrated or exploited by those with an interest in preventing any improvement in relations between sections of our community.

Let me, once again, make it absolutely clear where we, the police, stand on such contentious matters as parades and counter-protests. We fully recognise the genuine depth of feelings of those who feel they are threatened either by restrictions of their "right" to march, or their "right" to protest. And there is no easy answer to such vexed questions which arise each year in a small proportion of cases.

Our concern is not with who is right and who is wrong - or even with who is slightly more right than those with a contrary view. We have a strict obligation placed on us by law to ensure, as far as humanly possible, that the public is protected from the potential consequences of disorder. We have a duty to protect life and property - it is that which lies behind our decisions.

The establishment of the Parades Commission was, I believe, a bold attempt to address the wider community implications of traditional parades. Recent developments have, I fear, shown very starkly the difficulties that face that body, just as they have, over the years, faced the Royal Ulster Constabulary.

Much can be achieved and I paid tribute at the time to the brave decision taken by parade organisers last year in the wider interests of community calm. It was vital in preventing Province-wide disorder over the "Twelfth" period last year. Yet it was, however well-intentioned, only a temporary solution. Much remains to be done if we are to see the development of a climate in which the "rights" of all our people can be accommodated. Surely I am not alone in hoping that where agreement cannot be achieved, at the very least, parades and protests can take place peacefully and in a dignified manner. Offensive or provocative behaviour, let alone petrol-bombs and missiles, cannot advance any argument.

The men and women under my command will continue to do everything they can to assist those working for a better way forward,

or where that fails, to protect the public (including the marchers and protesters themselves) from the worst effects of any disorder. I fear, however, there will still be those on both sides who will attempt to blame us for their own failings. Those who would seek to denigrate us where we have to intervene, or who would seek to place the blame for society's ills on the police caught in the middle of events not of our choosing or making, must be seen for what they are: people with nothing to contribute to the brighter future we all seek.

I remain optimistic that events are moving towards that future. Yet, ironically, that goal which we have given so much for, poses immense challenges for the police as it does for the communities it serves.

It has been suggested publicly that it would be ironic if the RUC was to become the victim of its own success - if having lost so many casualties on behalf of the public, we became the first casualty of peace.

We will, of course, be a changed organisation in a fundamentally different and peaceful environment when that comes. We will welcome that and indeed have already established ourselves in the direction we see as being necessary and desirable. And provided we are judged on what we actually do - the service we provide - I remain confident of our future.

The cornerstone of our success has always been our relationship with the public we serve. We cannot hope to be successful without co-operation. Despite the undoubted obstacles of fear and intimidation, we have always enjoyed a level of support which some analysts have found surprising. I am not surprised and I, and my colleagues, are determined to build on the existing high level of community support through ever-expanding local contact. I would pay tribute here to the sterling work of our colleagues in the Police Authority and Community Police Liaison Committees. Significant in all that we are doing to meet the expectations of the people we serve is the development of local Policing Plans, where the service we provide is tailored to meet the specific needs of local communities.

## Foreword by the Chief Constable

This concept of partnerships applies equally to statutory and voluntary agencies where, again, we work together closely in such fields as road safety, drugs, and the increasingly vexed question of sex offenders. I am determined that the police will remain totally committed to expanding such contacts, wherever possible, to ensure a corporate, community response to the very many social problems we all continue to face.

Ours is a complex business. We seek to protect and serve and as each individual officer has been given considerable powers by Parliament we also, therefore, have an enforcement role. Getting the balance between providing a service and at the same time enforcing the law places huge demands on my officers who may often be very young. Inevitably, we will not always get it right, but we will always be striving to carry out our duties fairly, impartially and professionally.

We may often feel somewhat isolated, caught in the middle of conflicting demands. But we are not alone, and I pay tribute not only to each and every officer and to the staff associations with whom I work so closely, but to our civilian colleagues, to the Army, on whose unstinting support we have never called in vain, but also the Police Authority for Northern Ireland, the Government and the overwhelming support of the people of Northern Ireland.



# RUC 75th Anniversary

## RUC 75th Anniversary

The Royal Ulster Constabulary celebrated its 75th Anniversary on 1 June 1997 with a series of events held to mark the occasion and to reflect the Force's commitment and service to the Northern Ireland community. The Chief Constable joined with current and former members in expressing considerable pride at the Royal Ulster Constabulary's 75th Anniversary - saying "that justifiable sense of achievement is, however, tinged with considerable sadness at the huge sacrifice made by our officers on behalf of all the people of this Province and the appalling suffering of the rest of this society as a result of terrorism".



## Highlights of the 75th Anniversary celebrations included:


- Gala Concert at the Waterfront Hall in Belfast which involved the RUC Bands and Choirs, the Band and Choir of An Garda Síochána and other guest artistes;
- Thanksgiving Service in St Anne's Cathedral Belfast involving clergy from the four main churches and guests; and
- Three day Tattoo at Ballymena Showgrounds which included schools' choirs, local artistes, various displays, a fireworks extravaganza and visiting bands from English and Scottish police forces.

A more permanent reminder of the RUC's role in the community was the opening of a replica Royal Irish Constabulary station at the Ulster Folk Museum at Cultra. The celebrations also provided a unique opportunity to make a worthwhile contribution in aid of a very deserving charity, 'Mencap', which helps those with learning difficulties. Mencap celebrated its 50th anniversary in 1997. The Mencap Blue Sky Appeal aims to provide a network of five accessible, high quality family and personal support teams, located across Northern Ireland, by the end of the century.

Fund-raising events were also organised throughout the Province by all 38 Sub-Divisions involving local communities and police officers. Through their combined efforts the magnificent sum of £240,000 was donated by the Royal Ulster Constabulary to Mencap's 50th Anniversary Blue Sky Appeal.



# RUC 75th Anniversary



# Force Inspectorate Branch



## FORCE INSPECTORATE BRANCH

Inspectorate Branch is directly responsible to the Deputy Chief Constable who determines and prioritises issues for inspection. The primary role of Force Inspectorate is, 'to provide a high quality independent inspection, analysis and appraisal of performance', which is achieved through a series of thematic, self and formal inspections, as well as by reviewing and monitoring all aspects of Force performance.

Thematic inspection is a thorough analysis of an issue which is of concern to the Force. During 1997 there were three such inspections: of the RUC Reserve (Part Time), of Scenes of Crime Officers and of the Force Data Protection Office. As a result 43 recommendations were made, evaluated and accepted; they are now at various stages of implementation.

The Self Inspection Programme, which is now well established, is designed to have Divisional and Departmental deputies review and monitor compliance with procedures at Force and local levels. Force Inspectorate co-ordinates the inspection process and carries out random, unannounced visits to ensure that uniform standards are applied. At the end of the inspection period all Departmental and Divisional reports are forwarded to Inspectorate Branch for evaluation. Any recommendations which emerge are brought to the attention of the Deputy Chief Constable, who may direct implementation. During 1997, the issues deemed necessary for inspection included the management of sickness, the management of overtime and Health and Safety.

Formal inspection, introduced in 1996, was again used during 1997 to appraise the performance of individual management units, focusing on issues of strategy, local policing plans and general performance in striving to meet Force goals. Other subjects scrutinised by this method included the management of overtime, sickness, compliance with data protection regulations and the RUC Charter commitments. As a result of such inspections written reports are forwarded to the Deputy Chief Constable

for decision as to remedial or developmental action. These inspections often lead to the identification of good practice and highlight areas where efficiency savings may be made.

The Branch's 1997 inspection of the Force grievance procedure gave rise to a number of recommendations which are presently the subject of stringent evaluation.

A core function of the Branch is to liaise between the Force and Her Majesty's Inspectorate of Constabulary (HMIC) and to provide assistance during visits and inspections. An annual good practice guide is distributed Force-wide and copies of all thematic inspection reports by Her Majesty's Inspectorate are circulated to the relevant departments for implementation. HMIC recommendations and the RUC response for 1997 can be found at Appendix 5.

# Policing with the Community





# Policing with the Community

## Organisational Strategy

When the RUC published its Strategy Statement for 1992-1995, the purpose was to explain the style and general ethos of the organisation and to outline the nature of anticipated activity for the forthcoming period. Major events which have occurred since then have stimulated much debate on the roles and priorities of policing and led to the production, in 1996, of an interim Strategy to allow the Force to plan in a constantly changing environment. In 1997, after detailed internal and external consultation, it was considered appropriate to produce a new Strategy Statement to cover the period 1997-2000. The aim of this document was to reflect current views on the direction of the Force, to inform the public about police activities undertaken on their

pack should contact the Sub-Divisional office of the area concerned - addresses and telephone numbers can be found at Appendix 15.

## RUC Charter

The RUC Charter clearly states the standard of service which the public are entitled to expect and the targets which we hope to achieve in meeting these expectations.

For many members of the public the first line of contact with police is by telephone. It is, therefore, essential that telephone queries and requests for assistance are answered efficiently and in a professional manner. Force performance in this area is continually reviewed to ensure that standards are maintained and set targets achieved.

Call Category	Sample Size	Target %	Actual %
Routine	262,079	95% within 30 seconds	99.5
Emergency	65,669	98% within 10	98

behalf and to serve as an up-to-date guide on those planned activities. This document was placed in the public domain for the first time in 1997 and is available on request. The 1997-2000 Strategic Statement will take the RUC into the next millennium and, to ensure that strategic planning sits at the heart of the organisation, it will be reviewed and published annually.

The table above indicates the degree of success with which we met our target response times during 1997.

## Local Policing Information

Local Policing Information packs were again published in 1997. The packs serve as a supplement to the Chief Constable's Report, containing information and statistical data specific to each Sub-Division. The packs are distributed locally, to members of Community and Police Liaison Committees and other interested parties.

## Lay Visitors

A designated police station is one that is designated as suitable for the detention of people, in accordance with the Police and Criminal Evidence (PACE) Order and its associated Codes of Practice. In Northern Ireland there are 22 such police stations, each of which is covered by one of 5 Lay Visiting Panels.

Since their introduction the packs have been well received, with the views and suggestions of recipients contributing to improvements in the standard of presentation and content. Anyone wishing to receive a

Lay Visitors are members of the general public, appointed by the Police Authority for Northern Ireland to any one of the five panels. They are required to conduct random, unannounced visits to Custody Suites in the designated stations within that panel in order to observe, comment and report upon conditions of detention. During 1997, the Lay Visitors made 443 visits to designated stations and spoke with some 115 detained persons.

# Policing with the Community

In his address at the 1997 Lay Visitors' Annual General Meeting, the Chief Constable expressed his appreciation of the work done by our Lay Visitors.

## Community Affairs

Community Affairs Branch exists to support the delivery of a high quality policing service to all the people of Northern Ireland. The Branch actively pursues contact with all sections of the community to promote co-operation and community understanding. Community Affairs Branch emphasises, encourages and practices an inter-agency approach in dealing with social and crime-related problems. Alcohol abuse, drugs abuse, vandalism and other forms of anti-social behaviour are addressed by working in co-operation with other statutory and voluntary bodies. Community Affairs Teams are attached to each of the 38 Sub-Divisions and are supported by a Headquarters unit based at Lisnasharragh. The Community Affairs Teams are under the direct control of local Sub-Divisional Commanders.

Community and Police Liaison Committees (CPLCs) continue to play a vital part in ensuring that representatives from all communities are given the opportunity to consult with local police commanders and to raise concerns on local issues.

## Young People

Seminars involving 5th and 6th Form pupils continue to provide an excellent forum for consultation between police and teenagers



from all traditions and cultures. The pupils' views on policing have positively contributed to the consultation process. In the past year sixty five 5th and 6th Form seminars have taken place.

The annual Ramble Scheme remains as popular as ever. In 1997, 13,161 young people participated in the scheme, culminating in the award of 44 scholarships to UK Outward Bound Centres to those who successfully completed the Stage IV Ramble. These scholarships are jointly funded by local councils and the RUC and are designed to test the courage, skills and abilities of the participants in a series of arduous physical challenges. The Ramble Scheme continues to be an invaluable means of providing situations where the young people of the Province forge enduring relationships by working together to achieve success.

Since the inception of the Ramble Scheme, 25 years ago, the RUC has been indebted to all participants, schools and youth clubs for their willing and enthusiastic support. The continued support of local councils, a crucial factor in the success of the scheme, is highly valued.

Central to Community Affairs activities are the traditional camping trips, football tournaments and instruction in outdoor pursuits. Sponsorship and support of cross-community projects remains an important aspect of Community Affairs work.



# Policing with the Community

## Juvenile Crime

Many thousands of our juveniles continue to receive advice and guidance through the Juvenile Liaison Scheme. The scheme, which is managed by specially trained Juvenile Liaison Officers, is fundamental to the work of Community Affairs Branch. The main aim of the scheme is to deter juvenile offenders from delinquent and/or criminal behaviour.

Police, Education, Welfare, Social and Probation services are represented on Regional Juvenile Liaison Bureaux. When dealing with an individual juvenile offender, the knowledge, views and experience of Bureau members are critical in determining an appropriate course of action.

During 1997, Juvenile Liaison Officers throughout the Province received a total of 14,601 referrals. The table below gives details of the outcome of those referrals:

Action Taken	No. of Juveniles
Advice & Warning	7,206
Official Caution	1,588
Prosecution	1,317
No Further Police Action	2,817
Case Pending	1,673

## Youthstart

During the year the European Social Fund announced a new employment initiative - Youthstart. An award from the fund has permitted the introduction and development of the STEP (Special Training in Employment Prospects) programme.

The programme targets people who are between 17 and 20 years old, unemployed, socially disadvantaged and with a history of delinquent behaviour. It is hoped that by providing a clear framework to guide them from a life of crime they will become

responsible members of the community. A Sergeant and Constable have been appointed to manage the project.

Locally, an innovative ten week training programme will include contributions from a wide range of statutory and voluntary organisations. It is intended that seven such programmes, catering for 140 socially disadvantaged young people, will be held over a two year period.

In a first for any UK police force, we have entered into a Transnational Partnership with similar schemes running in Stockholm, Rotterdam and Fucecchio in Italy.

The partnership will allow us to exchange information and to research and develop new methods of intervention.

## Open Days

The young people of the Province are particularly welcome to Open Days at police stations and establishments throughout Northern Ireland. Arranged locally, by Community Affairs Teams, they provide an opportunity for young people to gain an understanding of the role of the police, seeing at first hand the diverse service provided to the public. Features of the days may include the examination of police vehicles and equipment, visits to Custody Suites, interview rooms and CID offices.

## Police Education Programme



Liaison between schools, the Department of Education, Education & Library Boards and police continues through the RUC's Police Education Programme (PEP).

This programme enables experienced and fully trained police officers to contribute to the learning experience of pupils across Northern Ireland. The programme concentrates on road and cycle safety, safety at play, bullying, 'Stranger Danger', drugs education and crime prevention.

Community Affairs Branch has prepared a

teachers' information package which outlines the full range of services provided by the RUC. This will prove a valuable aid for teachers and has been designed to complement the present school curriculum.

The 'Adult Free Zone' on the Force Internet site is a welcome and unconventional addition to the educational facilities provided by the Royal Ulster Constabulary. The site focuses on child safety and crime prevention measures. You can visit the RUC website at <http://www.ruc.police.uk>

## Community Safety

A co-ordinated, multi-agency approach is responsible for improvements in community safety. Central to this effort is the part played by Community Affairs Teams, who impart crime prevention messages to the public by means of lectures, informal workshops, personal visits to homes and business premises, leaflet drops and the provision of appropriate literature. In addition, multi-agency community education programmes, designed specifically for

'Streetsmart', 'Safety Trials 999' and 'Careful Kids', were ongoing during 1997.

The quality, interactive learning processes contained in the programmes, aim to instil in children a healthy respect for the potential dangers within various environments - roads, railways, the home, etc. The programmes are designed to encourage the development and practice of basic safety skills, ways of finding help, responsibility for personal safety and the safety of others, to foster the spirit of good citizenship and to contribute to crime prevention.

A multi-agency approach is essential to the success of these initiatives and allows for the pooling of resources and expertise.

## Domestic Violence

Reports of domestic violence increased by 26.5% on the year from, 6,727 in 1996, to 8,509 in 1997. The number of reported incidents involving the use of physical violence increased by 3.4% on the year, from 3,681 in 1996 to 3,805 in 1997.

During 1997, by means of a multi-agency approach, strenuous efforts were made to raise the profile of domestic violence in Northern Ireland. Within the RUC that effort was reflected in the drive to highlight and practice the Force policy in dealing with domestic incidents, namely, protection, enforcement and support. To this end, our set objectives are:

- to protect the victim from further violence;
- to ensure the victim and family are no longer at risk;
- to take firm and positive action against the offender, including arrest where appropriate;
- to thoroughly investigate any offences which have been committed.

The RUC aims to equip all officers with the knowledge and skills necessary to deal with domestic incidents and to do so in a



primary school pupils, now operate within most Sub-Divisions. Tailored to suit local needs, programmes such as 'Streetwise',

# Policing with the Community

sensitive and professional manner. We recognised the need for establishing a team of officers, dedicated to dealing with domestic incidents and violence, in close association with other public sector and voluntary bodies. 1997 saw the introduction of a Force-wide pilot scheme with specially trained Domestic Violence Officers (DVOs) having been appointed in each of the 38 Sub-Divisions. Their role, a follow-up to uniform response, is multi-faceted:

- to provide an accessible and sympathetic service to the victims of domestic violence;
- to increase victim confidence in using the criminal justice system;
- to encourage the reporting of offences and minimise withdrawals of complaints;
- to ensure that incidents are recorded and analysed;
- to provide investigating officers with quality background information, to aid the thorough investigation of crimes;
- to engage in inter-agency activity to promote a high level of awareness of domestic violence;
- to reduce the incidence of domestic violence.

The RUC continues to support and participate in an inter-agency approach, to develop responses which will best meet the needs of the victims of domestic violence.

## Racial Incidents & Ethnic Minorities

The Association of Chief Police Officers, in agreement with the Commission for Racial Equality, define a racial incident as:

“Any complaint which, it appears to the reporting or investigating officer, involves an element of racial motivation, or any incident which includes an allegation of racial motivation, made by any person”.

The number of racial incidents reported to police in Northern Ireland continues to be relatively small - 25 in 1997. The RUC continues to pursue contacts with ethnic minority communities, in order to heighten police awareness and sensitivity regarding the needs of groups with cultural differences.

The dedicated team of CID officers set up in May 1996 to investigate offences committed at the homes and business premises of members of the Chinese community continues its work. This has been complemented by a crime prevention initiative where members of the business community receive free advice.

An open meeting, held in Belfast in November 1997, was attended by Belfast's Deputy Assistant Chief Constable, senior CID officers, Crime Prevention and Community Affairs staff. The issue of crime against the Chinese community was the subject of much worthwhile discussion.

An anti-racist training programme took place at Derrygonnelly, Co Fermanagh between 19-21 November 1997. Attended by 4 police officers, the meeting resulted in the establishment of an anti-racist training network in which the RUC will participate.

During 1997, the Force appointed a second Chief Inspector to Community Affairs Branch to take charge of Community Involvement. This officer has responsibility for liaison with members of all minority communities within Northern Ireland. In addition, the 38 Community Affairs Team Leaders have been designated 'Ethnic Minority Liaison Officers'. Besides collating and overseeing investigations of racial incidents, these officers are responsible for pursuing contacts with local ethnic groups, advising ethnic communities on policing matters and improving relationships between police and ethnic communities.

## RUC Museum

1997 saw the appointment of a professional curator as the RUC Museum Manager. The Museum fulfilled many commitments including exhibitions and displays relating to the 75th Anniversary events, the Seven Towers Tattoo in Ballymena and the opening

of RUC Maydown. The 'virtual reality' Police Museum on the RUC Internet site has continued to be a great success and the Museum at Headquarters, Brooklyn has received many visits from a diverse number of groups.

Substantial assistance was given to the Ulster Folk and Transport Museum at Cultra, where a turn of the century RIC Station and accompanying exhibition on the history of policing in Ireland was opened. The Museum hopes to continue this fruitful association which brings the history of the RUC and its policing predecessors to a much wider audience.

## RUC Band

The 1997 calendar of events for the RUC Band was a full one. The 75th Anniversary concert at the Waterfront Hall was the highlight of the year and included a joint performance with the band of the Garda Síochána.



The 75th Anniversary service in St Anne's Cathedral, Belfast was an opportunity to give thanks and to remember those colleagues who made the ultimate sacrifice in carrying out their police duty. The Band, as always,

added significantly to the dignity and splendour of the occasion.

In total the RUC Band performed in 176 formal engagements. School music workshops and community concerts remain as popular as ever.



## Public Order

The Royal Ulster Constabulary is dedicated to the preservation of the peace and the maintenance of public order.

These goals are impossible to achieve without the full and committed support of all responsible members of the public.

We are aware that the majority of the people of Northern Ireland fall within this category. However, there remain elements in both communities whose purpose and aims may be fulfilled, in part, by the disruption of the everyday peace and tranquility that all citizens have a fundamental right to expect.

The threat to public order in Northern Ireland is, for all of us, a cause for grave concern, particularly in the present climate, with the prospect of a conflict-free future hanging in the balance. The perception of such threats gives rise to much anxiety and distress, none more so than during the marching season which has become an area of contention.

It is, however, interesting to note that of the 3,322 parades taking place in Northern Ireland during 1997, there were only 6 at which disorder occurred, compared with 15 in 1996.

The details of parades held during the year are given in the table below:

	LOYALIST	REPUBLICAN	OTHER	TOTAL
Legal Parades	2,582	230	502	3314
Illegal Parades	1	6	1	8
Parades Re-Routed	19	1	0	20
Parades with other conditions imposed	11	8	1	20
Parades at which disorder occurred	6	0	0	6
Parades Banned	0	0	0	0

NB Loyalist - includes Orange Order/Royal Black Preceptory/Apprentice Boys parades and band contests/parades involving the Loyalist community.

Republican - includes Sinn Fein parades, band parades and protest parades involving the Nationalist community.

Other - includes all other types of parades such as youth organisations (Boys Brigade, Girls Brigade etc), Remembrance Day parades, Lord Mayor's parade, etc.



## Recorded Crime

A total of 62,222 crimes were recorded during 1997, a decrease of 9.2% on the 68,549 crimes recorded during 1996. As in 1996 burglary and theft offences accounted for more than seven-tenths (70.5%) of all crimes recorded. Violent crimes (ie offences against the person, sexual offences and robbery) accounted for a further 13.3% (Table 1, Appendix 6).

There were 19,560 crimes cleared in 1997, 3,543 fewer than in 1996. The clearance rate of 31.4% in 1997 was lower than in the previous year (33.7%).

## Violent Crime

The number of violent crimes fell by 9.4%, from 9,110 in 1996 to 8,251 in 1997. Details of offences against the person, sexual offences and robbery offences recorded during 1997 are outlined below.

## Offences Against the Person

There were 5,154 offences against the person recorded in 1997, a decrease of 8.6% on the year. The number of murders increased from 35 in 1996 to 40, whilst the number of attempted murders rose from 71 to 116 over the same period. In addition there was a substantial increase in threats or conspiracy to murder, from 239 to 285. Serious assaults, ie assault occasioning actual bodily harm, grievous bodily harm and wounding, and grievous bodily harm or wounding with intent, decreased by 11.5% from 4,371 in 1996 to 3,868 in 1997 - Table 1, Appendix 6.

The overall clearance rate for offences against the person was 59.4%, compared to 63.3% in 1996. During 1997 the clearance rate was 65.0% for murders, 34.5% for attempted murders and 83.9% for threats or conspiracy to murder. The clearance rate for serious assaults was 61.0%.

## Sexual Offences

The number of sexual offences recorded fell by 17.2%, from 1,745 in 1996 to 1,444 in 1997. This decline reverses the previous upward trend (since 1990) in the number

of such offences recorded (Table 1, Appendix 6).

The number of rape offences recorded rose by 4 to 268 while attempted rapes fell by 2 to 26. Indecent assaults on females decreased by one fifth (20.1%), from 768 to 614 and there was a similar decline (of 19.7%) in the number of indecent assaults on males, from 223 to 179. Offences of unlawful carnal knowledge of a girl aged 14 years and under 17 years fell by 24.8% to 164.

The overall clearance rate for sexual offences rose from 85.0% in 1996 to 85.7% in 1997. During the year there was a clearance rate of 79.5% for rape, 88.5% for attempted rape, 81.4% for indecent assault on a female and 86.0% for indecent assault on a male.

## Robbery

The 1,653 robbery offences recorded in 1997 represented a decrease of 4.2% on the 1996 figure (1,725). Within this category of offence, there was a rise of almost a quarter (24.8%) in the number of hijackings recorded, from 439 to 548. The number of armed robberies (all weapons) fell by 5.2% to 621. There was also a decrease in robbery offences not involving weapons, from 630 to 481, a fall of 23.7% (Table 1, Appendix 6).



# Crime

The overall clearance rate for these offences was 15.7%. This compared with a rate of 16.3% in 1996. The clearance rate for hijacking fell from 5.5% to 4.2%. The rate for armed robberies rose from 18.8% to 21.9%. There was a marginal decrease in the clearance rate for robberies not involving weapons from 21.1% in 1996 to 20.8% in 1997.

## Property Crime

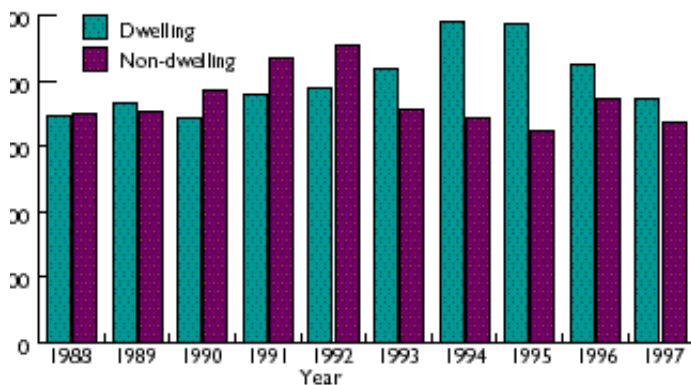
Crimes against property, which include burglary, theft and criminal damage offences, fell from 53,733 in 1996 to 48,541 in 1997. Property crimes accounted for almost four-fifths (78.0%) of all recorded offences during 1997.

## Burglary

There were 14,306 burglaries recorded in 1997, 11.2% fewer than in 1996 (16,114). The 7,435 burglaries of dwellings recorded in 1997, represented a decrease of 12.8% on the previous year (8,530). Offences of burglary in a building other than in a dwelling also fell, by 9.5%, to 6,717 (Table 1, Appendix 6).

The clearance rate for burglaries in 1997, at 17.5%, was down marginally on 1996 (18.0%). There was a slight decrease in the clearance rate for burglaries in dwellings, from 17.3% in 1996 to 16.9% in 1997. A 16.4% clearance rate for burglaries in buildings other than dwellings in 1997 compared with a rate of 17.2% in 1996.

Burglary of a Dwelling & Burglary of a Non-dwelling 1988 - 1997

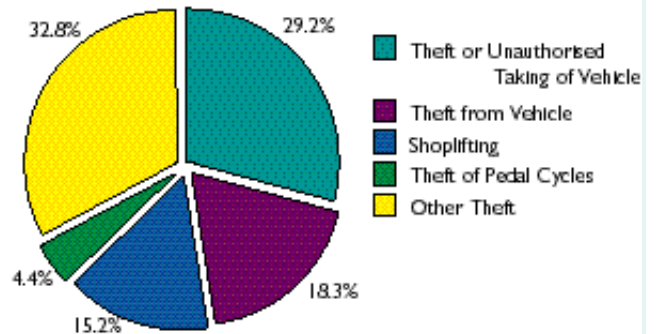


## Theft

A total of 29,543 thefts were recorded in 1997, a decrease of 9.9% on the 1996 level (32,772). An increase of 2.7% in the number of offences of theft or unauthorised taking of motor vehicles (from 8,404 to 8,633) was offset by a decline in the number of thefts from motor vehicles (down 17.4% to 5,416), shoplifting offences (down 14.9% to 4,501), thefts of pedal cycles (down 13.1% to 1,314) and handling of stolen goods offences (down 19.7% to 460 - see Table 1, Appendix 6).

Fewer thefts were cleared during 1997 than in the previous year. The clearance rate of 26.0% compared to a rate of 28.9% in 1996. The fall in the overall clearance rate

Types of Theft 1997



was reflected across a range of theft offences. There was a decline in the clearance rate for offences of theft or unauthorised taking of motor vehicles (from 15.5% to 14.2%), thefts from motor vehicles (from 8.4% to 7.3%), shoplifting offences (from 80.1% to 73.7%) and thefts of pedal cycles (from 12.4% to 8.9%). The clearance rate for handling of stolen goods offences rose from 95.1% to 99.6%.

## Fraud and Forgery

The number of fraud and forgery offences recorded fell by 6.4%, from 4,081 to 3,818. There were fewer recorded offences of deception (down 20.2% to 2,135) and forgery and counterfeiting offences (down 4.5% to 357). Making off without payment offences rose by almost a third (29.1%) to 1,279.

The clearance rate for fraud and forgery offences in 1997 was 55.8%, compared to 64.1% in 1996.

## Criminal Damage

A total of 4,692 criminal damage offences were recorded in 1997, a decrease of 3.3% on the previous year (4,847). Arson offences fell by 19.4% to 1,201.

There was a slight increase in the overall clearance rate for criminal damage offences from 27.5% in 1996 to 27.7% in 1997.

## Offences Against the State

Recorded Offences Against the State increased by a fifth (25.3%) from 400 in 1996 to 501 in 1997. Offences under the Northern Ireland (Emergency Provisions) Act almost halved from 61 to 32 over this period whilst the number of firearms offences increased from 47 to 55.

The overall clearance rate for this category of offences was 78.0%, compared to 80.5% in 1996.

## Other Notifiable Offences

There was a decrease of 9.3% in the number of 'other notifiable offences' recorded, from 1,225 to 1,111. This was due largely to a fall in the number of drugs offences recorded, by 8.7%, from 1,093 to 998. Trafficking offences decreased by 9.3% to 185 whilst other drugs offences (mainly involving possession) fell by 8.5% to 813 (Table 1, Appendix 6).

The percentage of 'other notifiable offences' cleared fell from 92.4% in 1996 to 89.2% in 1997.

## Drugs Seizures and Arrests

Statistics relating to drugs seizures (including those by Drugs Squad, CID and Sub-Divisional officers) are compiled in terms of the number of 'drugs seizure incidents' - ie the number of occasions on which drugs were seized. An individual drugs seizure incident may therefore involve the recovery of several different types of drugs.

The number of drugs seizure incidents in Northern Ireland fell from 1,294 in 1996 to 1,197 in 1997, a decrease of 7.5%. Drugs seized during 1997 included 363.5 gms of cocaine powder (411.6 gms in 1996), 111,851 doses of LSD (7,734 doses in 1996), and 78,108 Ecstasy tablets (75,849 tablets in 1996). The amount of cannabis resin seized increased almost three-fold from 157.1 kgs in 1996 to 448.1 kgs in 1997. Police officers also seized 62.5 gms of 'crack' cocaine during the year - this particular drug had not been seized prior to 1997 (for full details, see Table 9, Appendix 6).

A total of 909 drug-related arrests were made during 1997, 10.6% fewer than in 1996 (1,017) and 41.7% fewer than in 1995 (1,558).

## Security Situation Statistics

A total of 22 people died in security situation related incidents during 1997. This is seven more than the 15 deaths recorded in 1996. Of the 22 people who died, 4 were police officers, 1 was a soldier and 17 were civilians (Table 1, Appendix 7).

There was a total of 225 shooting incidents, 100 more than in 1996, and the highest number of incidents since 1994 (Table 2, Appendix 7). There were 78 bombing incidents in 1997 in which 93 devices were used. This compares to 17 incidents in 1996 in which 25 devices were used. Of the 93 devices used in 1997, 43 exploded and 50 were defused (Table 2, Appendix 7).

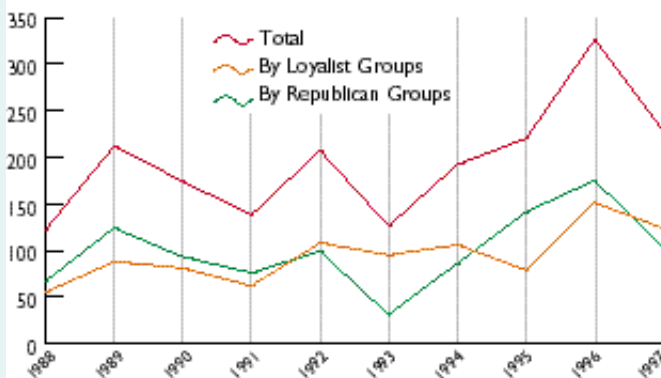
During 1997 there were 105 firearms and 1,258 kgs of explosives recovered by the security forces. The total number of firearms recovered is slightly more than in 1996 in which 98 were found, whilst the amount

of explosives recovered is less than that in 1996 (1,677 kgs) (Table 3, Appendix 7).

## Paramilitary Attacks

There were 228 casualties of paramilitary attacks in 1997, compared to 326 in 1996. 72 of the 228 casualties were as a result of shootings and 156 as a result of assaults. Loyalist groups were responsible for 124 such attacks - 46 shootings and 78 assaults; republican groups were responsible for 104 attacks - 26 shootings and 78 assaults (Table 4, Appendix 7). While there were fewer attacks in 1997 than in 1996 the pattern of attacks was quite different. In 1997 there were more casualties as a result of shootings than in 1996 (72 compared to 24), but there were fewer victims of assault (156 compared to 302).

Casualties as a Result of Paramilitary Attacks 1988 - 1997



## Persons Charged

A total of 405 persons were charged for terrorist-related and serious public order offences in 1997 compared to 595 in 1996. Of these 405, 53 were charged with murder/attempted murder, 32 were charged with armed robbery, 55 with firearms offences, and 259 related to serious public disorder (Table 5, Appendix 7).

## Crime Strategy

The Strategy for the Prevention and Detection of Crime continued to provide the focus for tackling crime, harnessing resources and co-ordinating activities, both internally and in partnership with outside agencies.

The Strategy, which is reviewed annually in light of operational developments, spans all departments and branches of the Force, with uniform personnel, in particular, playing a key role in its successful implementation.



Crimestoppers is a registered charity and was introduced to the Royal Ulster Constabulary in September 1996. This initiative affords the public the opportunity to speak to a police officer on a freephone service, with total anonymity and confidentiality guaranteed.

Five Crimestoppers lines, using the freephone number **0800 555 111**, are answered by experienced police officers at RUC Headquarters. Should a caller give information which leads to the arrest and charge of a suspect, then he, or she, is entitled to claim a financial reward.

The scheme is supported by a management board of local businessmen. Chaired by Dr Billy Hastings, the board is responsible for the marketing and development of the scheme, whilst police are responsible for answering and actioning calls received.

1997 saw a total of 16,349 Crimestoppers telephone calls being made. Of that number, 1,099 were relayed from Headquarters to the relevant Sub-Divisional Commander for operational action.

The success of Crimestoppers during 1997 can be measured in terms of the actions resulting from the information received: 70 persons arrested, 94 persons charged or reported for various offences, the recovery of drugs to the value of £14,765 and property valued at £8,608.

## Serious Crime

Headquarters Serious Crime Squad is responsible for the investigation of all serious or protracted crime, excluding commercial fraud. 1997 saw a significant increase in workload for the squad, with 97 new investigations being undertaken and controlled by the Home Office Large Major Enquiry System (HOLMES).

During the year the Major/Complex Crime Unit carried out 17 in-depth investigations, both terrorist and ordinary crime, a number of which are ongoing. As a consequence of these investigations 13 people were charged with serious offences and 5 kidnaps were successfully resolved.

The RUC is committed to the vigorous investigation of terrorist racketeering and extortion. Throughout the year, 31 cases of blackmail were reported which resulted in 20 people being charged with a range of offences including 'blackmail', 'robbery' and 'collecting on behalf of a proscribed organisation'.

## Financial Investigation

The Headquarters Serious Crime Financial Investigation Unit is committed to targeting those who control or manipulate funds obtained from criminal conduct, with the aim of effecting the seizure, confiscation or forfeiture of such criminal funds.

During the year the Financial Investigation Unit saw a significant increase in its workload. The impact of the Proceeds of Crime (NI) Order 1996, led to 13 successful applications for Restraint Orders at Belfast High Court. Such investigations, which are extremely complex and labour-intensive, resulted in assets in excess of £2 million being made the subject of Restraint Orders during 1997.

In addition, 897 financial actions were allocated for investigation and 335 voluntary disclosures were made by local and national financial institutions. A total of 170 Production Orders were obtained in respect of ongoing investigations.

With regard to tax evasion, the total amount of fraud investigated in the year was £6 million

and resulted in 52 persons being interviewed and arrested. Related enquiries resulted in 6 persons being charged, and subsequently imprisoned, for failing to comply with the provisions of the legislation.

Finally, a dedicated team of officers from the Headquarters Serious Crime Squad undertook an investigation into the suspected trafficking of £16 million worth of drugs through the Republic of Ireland. Their work, in co-operation with An Garda Síochána and HM Customs & Excise, led to 6 people being charged with various offences, with further charges anticipated.

A specialist unit within the Headquarters Serious Crime Squad investigates the influence and involvement of organised criminals in the production and circulation of counterfeit products. Effective working relationships have been forged with representatives of the music, video and clothing industries and are central to the success of the unit. During 1997, twelve major search operations were undertaken and resulted in the seizure of property valued at over £0.3 million.

## Antiques & Fine Art

The Antiques & Fine Art Unit continues to develop close working relationships with art dealers, antique dealers, auctioneers, museums and the Commercial Antique Recovery Organisation in the UK. There were a number of significant successes in 1997, most notably the successful location, in Japan, of a pair of Satsuma vases, valued at £20,000, stolen from a private residence in Holywood, Co Down.

## Stolen Vehicle Squad

The Stolen Vehicle Squad continues to detect, identify and recover stolen vehicles in the Province. Close liaisons with other police forces, including An Garda Síochána, have resulted in a number of large-scale operations and successful seizures. During 1997, the Squad was responsible for the seizure of a number of vehicles, 90 of which were subsequently confirmed as stolen and valued at £638,000.

## Computer Evidence Recovery Unit

The Computer Evidence Recovery Unit continues to meet an increasing Force demand for assistance in the seizure, imaging and analysis of computers and related items. In 1997, the Unit examined 78 computers and 3,131 discs.

The RUC is now recognised as one of the most advanced UK police forces in the investigation of computer-related crime.

During the year a delegation from the Association of Chief Police Officers (ACPO) visited the Unit to observe their systems and procedures and to assist with the production of a 'Good Practice' guide on computer crime.

## Crime Operation Support

During 1997, as a result of 221 operational deployments and 138 taskings, the Unit effected 71 arrests for offences including robbery, extortion and blackmail.

## Fraud Squad

The Fraud Squad is responsible for the investigation of complicated frauds or those which require protracted enquiries. During 1997, 9 outstanding cases were disposed of and 18 new investigations initiated. The most common areas of investigation include investment frauds, mortgage/leasing frauds, fraud against government bodies and fraud by professional people. The monetary value of cases presently under investigation is approximately £53 million.

The Central Cheque Squad, which is under the operational control of the Fraud Squad, investigates and collates details of all fraudulent misuse of cheques and credit/charge cards. Incidents reported to the Squad have increased considerably with the investigation of some 1,450 incidents of fraudulent spending. The monetary value of the case-load stands at £1.7 million and 153 persons have been charged in connection with fraud-related offences.

## Drugs Squad

The main drugs subjected to abuse within the Province are cannabis, LSD, amphetamine sulphate and MDMA (ecstasy). The abuse of opiates has increased amongst the addict population, who import this category of controlled substance to feed their own habits. Of great concern is the increasing popularity of an 'injecting culture' amongst heroin users.

The thrust of the Drugs Squad in the fight against the narcotics trade is addressed by a twin focus on education and enforcement.

On the educational front, Drugs Squad officers delivered 104 presentations to various groups, voluntary and statutory bodies, members of the general public and professional organisations. Additionally, Drugs Squad officers contributed to the training of regional Community Affairs officers. These officers are now in a position to present drugs education lectures to young people as part of the Police Education Programme.

In-house training also continues with presentations to various training courses and the development of the secondment policy for uniform officers.

1997 was a very successful year for the Drugs Squad and among the more significant seizures of controlled substances were:

- 200 kilos of cannabis seized following the search of 2 lorries which had disembarked from a ferry;
- 40 kilos of cannabis found during a vehicle search in the Coleraine area;
- 90,000 LSD tablets discovered in the Newry area. (This is roughly equivalent to the total quantity of LSD tablets seized in the previous 10 years);
- 12,000 ecstasy tablets, seized in the Ballymena area;
- 8 kilos of amphetamine sulphate (speed) found during a planned search in Belfast; and

- the recovery of 300,000 Temazepam tablets within hours of having been stolen from a pharmaceutical company in Belfast.

Close liaison with HM Customs & Excise continues and has resulted in other significant seizures in Great Britain and Northern Ireland, one of which was 33 kilos of cannabis resin.

The Drugs Squad has also maintained contact with GB and foreign police forces, giving and receiving information and intelligence and taking part in joint operations.

On the home front, the Drugs Squad continues to head all major investigations into drugs trafficking in association with other departments.

The Financial Investigation Unit investigates the financial transactions of suspected drugs traffickers. The fiscal value of their work during 1997 is summarised below:

Confiscation Orders  
£59,406

Forfeiture Orders  
£11,447

Certificates of Realisation  
£190,406

Assets subject to Restraint Orders  
£782,000

The large seizures of controlled substances reflects not only positive police action taken to reduce the supply of controlled substances, but is also, unfortunately, indicative of the persistent development of a drugs culture in Northern Ireland.

## Child Abuse & Rape Enquiry (CARE) Units

1997 witnessed a number of key legislative and policy changes affecting the investigation of sexual crime. The Sex Offenders Act was introduced on 1 September 1997, creating a requirement on certain convicted and cautioned sex offenders to notify police of their name and address. The holding of

information, in a central database, on sex offenders and suspect sex offenders is not new. However, as a result of the Act, a central Sex Offenders Register is now held at Force Intelligence Bureau, Knock. The Register plays a significant part in assisting police and other statutory agencies to monitor and trace individuals who may pose a risk to the community.

In recognition of the dilemma facing agencies, with regard to information sharing on sex offenders, the Northern Ireland Office established an inter-agency Working Group on Sex Offenders in September 1997. CARE staff were invited to participate and the group has been charged with 'producing and implementing agreed, inter-agency protocols for the sharing of information about sex offenders'. In its deliberations, the group must carefully consider the balance between the rights of the individual, the protection of the community at large and children in particular. It is hoped that the group's findings will be finalised in 1998.

April 1997 saw the first prosecution involving the use of video recorded evidence at Belfast Crown Court, under the provisions of the Children's Evidence (NI) Order 1995. Two hundred and twenty-two video recordings of children's evidence were made during 1997, the vast majority of which were interviews jointly conducted with Social Services training staff.

CARE staff were also involved in the drafting and introduction of a 'Common Chapter' on the Child Protection Process, included in the four Area Child Protection Committee (ACPC) Policy & Procedure handbooks. Police are represented by senior CID and CARE staff on all four ACPCs. The 'Common Chapter' was launched jointly by the Chief Constable and Social Services in May 1997. Close working relationships with Social Services and the Probation Service are vital to ensure that the CARE Units fulfil their aim of protecting children from abuse.

New recruitment criteria for CARE, intended to ensure that all CARE investigators are equipped with basic investigative skills prior to appointment, were introduced in

1997. All new staff are now required to serve an initial 12 month aideship in a CID office, bringing CARE staff firmly into the CID family.

Approval for an increase in the 3 existing CARE suites, based at Garnerville, Enniskillen and Maydown, was granted in 1997. Work began on a new site at Portstewart and it is hoped that the opening of this suite will greatly improve the quality of CARE service available to the local community.

The improvement of our service to the victims of sexual crime remained high on the policy agenda. During 1997 work began on the design of two new CARE information leaflets, one for parents and carers, and one for adult victims/survivors of sexual crime. It is hoped that by publicising the location of CARE Units and the facilities and service available, victims may be encouraged to come forward and disclose past or current abuse.

## Scenes of Crime Officers

During 1997 Scenes of Crime Officers (SOCOs) attended 25,618 crime scenes, a decrease of 2.4% on the previous year.

SOCOs were required to examine all types of crime scene, securing physical and other trace evidence. A total of 821 persons were identified from SOCO fingerprint retrievals, an increase of over 18% on 1996. The implementation of the Thematic Inspection recommendations, regarding the decentralisation of SOCOs, has been completed. It is anticipated that the return of SOCOs to Divisional structure will improve detection and conviction rates.

## Photography Branch

Photography Branch provides a comprehensive imaging service to the RUC by producing original photographs, slides, video recordings and computer graphics. Subjects include crime scenes, victim injuries and public disorder. Images from other sources such as CCTV security cameras are also processed to meet the requirements of investigating officers and the courts. Increasingly, computer graphics are being

used to generate suitable photographs which can be shown to potential witnesses for criminal investigation purposes.

## Mapping Section

Mapping Section undertakes site surveys and provides sketches, scaled maps and plans to the RUC, the courts and other Government departments. A computer-aided design system and a geographic information system are the preferred means of production and these are rapidly replacing the traditional methods previously employed.

The section also provides and maintains a computerised mapping system which is distributed to RUC control rooms.

## Fingerprint Branch

During 1997, Fingerprint Branch received 18,350 fingerprint forms and accompanying documentation. Of these submissions, 7,206 sets resulted in new registrations and 1,432 palmprint sets were added to the palm collections. Searches showed criminal use of aliases in 518 cases.

Crime scene examination submissions were received in respect of 11,077 investigations, an increase of 7.8% on 1996. Of those submissions, the Special Examinations Unit processed 28,190 items (65% more than in 1996) which had been retrieved from 6,953 crime scenes. This represents a 27% increase on the year. From those items, 11,122 'value' finger and palmar marks were developed and processed for identification.

1997 witnessed 1,565 criminals identified by fingerprints, an increase of 4% on the year.

## Criminal Records Office

In 1997, over 40,000 name searches were conducted on the computerised criminal records system. Of these, approximately 300,000 record queries, and some 100,000 court records, were printed. In compliance with the provisions of the Data Protection Act, over 2.5 million transactions were completed on the system in order to



accurately update and maintain the information held.

Approximately 16,000 new nominals were added to the system during the year, but with continued weeding the total number of subjects remains at approximately 293,000. The back record conversion programme, to add conviction details, is being maintained and currently 83% of criminal records can be generated by way of computer print-out.

The Criminal Records Office also maintains a series of databases on wanted and missing persons, as well as lost, found and stolen property.

## Forensic Science Agency of Northern Ireland

In 1997, a total of 3,711 cases were referred to the Forensic Science Agency of Northern Ireland, with 23,009 items submitted to their laboratories for examination. In addition 5,124 DNA samples were submitted for analysis. 16 people were identified from searches of the DNA database in 1997.

## Crime Prevention

Preventing crime is one of the main policing priorities. Every RUC officer is considered an active agent in crime prevention. However, the main responsibility for promoting crime prevention and giving specialist advice to the community lies with the Headquarters Crime Prevention Branch. Dedicated Crime Prevention officers are attached to each of the 38 Sub-Divisions.

Realistically crime prevention is the responsibility of the whole community and this concept is actively pursued in partnerships with community groups, business and commerce. These include Good Neighbour schemes, the Northern Ireland Crime Prevention Panel, the Community Safety Advisory Group, the Tobacco and Alcohol Management Group and the Bank Security Group. In addition, many Sub-Divisions organise crime prevention awareness programmes, aimed primarily at the elderly and other vulnerable groups. These are undertaken in conjunction

with agencies including Victim Support, Age Concern, Social Services and the Northern Ireland Housing Executive and it is proposed that similar schemes will be held in 1998.

Thefts of, and from, motor vehicles continue



to represent a high percentage of total crime in the Province. During the year a major exhibition was held for members of the public and retailers, featuring the 'Sold Secure' vehicle security scheme. The scheme is backed by the Association of Chief Police Officers, the Retail Motor Industry Federation, the Master Locksmiths' Association and the Automobile Association. Its objectives are to formulate and promote national security standards in consultation with manufacturers and vehicle owners. In 1997, a total of 30 outlets had joined the Northern Ireland scheme, making it one of the most successful in the United Kingdom.

During the year, Crime Prevention Officers visited the scenes of over 7,500 domestic and commercial burglaries, carried out a total of 7,142 security surveys in private and commercial properties, gave advice on 1,056 personal protection cases and 2,276 robbery prevention cases. Lectures and talks were also given on over 1,900 occasions to community groups, health groups, schools and women's associations. Theft and fraud in business continues and Crime Prevention Officers gave advice in training sessions attended by representatives of 400 businesses in 1997.

Headquarters continues to monitor and

administrate the Force Intruder Alarm Policy, which was revised in 1997, in an effort to reduce the number of false alarm calls. These account for 96% of all alarm calls received and attended by police.

Finally, 1997 saw the development of a new crime prevention technique programme for police recruits. The full implementation of this programme should result in a more effective crime prevention strategy in the years ahead.

## Financial Crime Services Unit

The transfer of the Financial Crime Services Unit (FCSU) from the NIO to the RUC has been successfully completed. The Unit, which is staffed by civil servants from a wide variety of backgrounds, provides a range of specialist services and is comprised of four branches:

### Research Branch

The absorption of FCSU into the RUC has seen a significant extension of the role of Research Branch, with an increase in demand for the provision of analysis in areas of criminality, other than in the financial field. In servicing these demands the Branch has produced numerous reports, briefs and charts to assist others charged with preventing and detecting crime and has provided expert advice in computer forensics. Increased access to commercial and other databases has been secured and the Branch now provides a bureau service to other parts of the Force.

Training of criminal intelligence analysts is another area in which there have been significant developments. The Branch now runs courses for students from the RUC, the Army and a number of government departments thus increasing the capability in this vital area of work.

### Investigation Support Branch

The Unit's Investigation Support Branch has assisted in a number of major financial investigations and has facilitated links with relevant public sector bodies. Extensive use has been made of the additional powers

of investigation made available under Article 49 of the Proceeds of Crime (NI) Order 1996 and much useful material, including previously unknown bank accounts, has been uncovered. Since the introduction of the powers in August 1996 the Director of Public Prosecutions has directed proceedings against 2 persons who refused, without reasonable excuse, to comply with requirements under the Order. One of these has been convicted whilst the other awaits trial. These additional powers of investigation replaced broadly similar powers under the Northern Ireland (Emergency Provisions) Act 1991. During the same period 9 persons have been reported for prosecution for failure to comply with requirements issued under these now repealed provisions. Of these, 8 have been convicted whilst one awaits trial. The Branch has also pursued, with the Northern Ireland Office, measures to facilitate the enforcement outside Northern Ireland of Restraint Orders granted here. Further amendments to the law to ease the tracing and confiscation of the proceeds of crime are under consideration.

### Public Sector Fraud Branch

The Branch has continued to work in close co-operation with the public sector in Northern Ireland in devising anti-fraud strategies. This has been achieved through the establishment of a Fraud Forum with representation from all NI Government departments and a large number of other public sector organisations.

Several initiatives have been implemented and work continues on the development of systems which will make information sharing by the Forum members on those suspected of fraud more effective.

The Branch has also been instrumental in taking forward, with the appropriate Government departments, proposals to amend ineffective or outdated legislation in order to prevent exploitation by criminals.


### Accountancy Advice Branch

The Unit's Accountancy Advice Branch has been active in two principal areas. The Registration of Clubs (Northern Ireland) Order

1996 provided for stringent new controls on the accounts of all such clubs as a means of preventing abuse.

The Branch has trained some 130 officers in the new accounting requirements and in addition has provided advice to clubs, their accountants and Sub-Divisional Commanders. It has continued to work closely with the Department of Health & Social Services in relation to this and other areas of social legislation.

The Branch has continued its primary task of providing an in-house accountancy advice service to support criminal investigations. It has assisted in an increasing number of major enquiries, including several into the identification of the proceeds of crime with a view to restraint and confiscation.





## Traffic

The Road Traffic Offenders (NI) Order 1996, enacted on 1 October 1997, introduced two significant contributions in our drive towards reducing the instances of death and injury on the Province's roads - Penalty Points and Speed Cameras.

### New Fixed Penalty/Penalty Points System

The Road Traffic Offenders (NI) Order 1996 introduced a new system for processing Fixed Penalty Notices and, for the first time, Penalty Points for driving offences. Essentially the new system is comprised of three tiers:

- Non-Endorsable Fixed Penalty Notices
- Endorsable Fixed Penalty Notices
- Conditional Offer Scheme

### Non-Endorsable Fixed Penalty Notices

Such Notices generally replace the previous Fixed Penalty Notice system. In the case of Non-Endorsable Fixed Penalty Notices the fine remains at £20 with no endorsement of the offender's driving licence.

### Endorsable Fixed Penalty Notices

An Endorsable Fixed Penalty Notice attracts a £40 fine and three Penalty Points. A police officer will only issue such a Notice if the motorist is willing to surrender their driving licence for endorsement. (The Driving Licence may be handed over to police at the time of detection or within 7 days at a police station of the motorist's choice). Otherwise the offences will be reported with a view to prosecution at Court. If a person accrues 12 Penalty Points within three years he, or she, will be disqualified from driving for a minimum period of six months. Such disqualification can only be applied by a Resident Magistrate at Court.

## Conditional Offer Scheme

Provision exists within the 1996 Order to investigate offences subsequent to their detection. Thus, where a motorist is detected by speed camera exceeding the speed limit, a Notice of Intended Prosecution will be forwarded to the owner of the vehicle, requiring them to identify the driver of the vehicle at the time of the offence. It is an offence for the owner to fail to provide this information.

The driver may then be sent a 'Conditional Offer', giving information of how the penalty can be discharged.

In each of these cases the recipient of the Notice has 21 days in which to discharge the appropriate penalty or elect to have the offence heard before a Court. If the penalty has not been discharged within that time, then on the 22nd day the fine is increased by 50% and registered with the local Clerk of Petty Sessions, as if the case had been to court and the offender convicted.

These procedures are supported and managed by a computer system which also encompasses the production of driving document procedures.

## Speed Cameras

The introduction of speed cameras across Northern Ireland should encourage all drivers and riders to heed their speed, the consequence of which, it is hoped, will be a reduction in the toll of carnage on our roads.

The cameras are not at fixed sites, but are



# Traffic

portable, enabling police to deploy the equipment on stretches of roads and at junctions where data analysis indicates a high incidence of speed-related accidents.

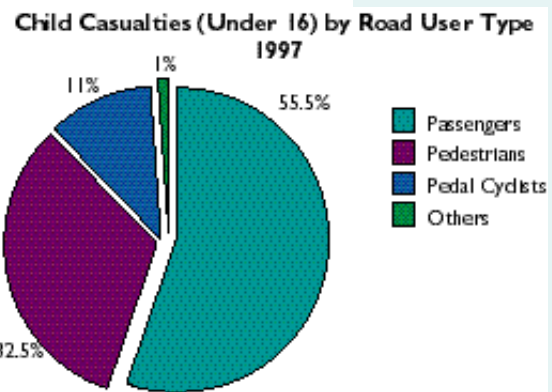
Offences detected by speed camera will be dealt with by the Conditional Offer scheme. Excess speed is an endorsable offence which attracts a minimum £40 fine and 3-6 penalty points.

## Casualties

During 1997, a total of 12,698 people sustained injuries as a result of road traffic accidents, an increase of 1.0% on 1996 (12,575). The 1997 casualty figure represents the highest annual total ever recorded in Northern Ireland (Table 1, Appendix 8).

The number of people killed as a result of road traffic accidents rose by 2, from 142 in 1996 to 144 in 1997. Over the same period there was a fall of 3.3% in the number of people who received serious injuries (from 1,599 to 1,548) and a rise of 1.6% in the number of people who received slight injuries (from 10,834 to 11,006).

The number of children killed and injured in road accidents fell from 1,869 in 1996 to 1,706 in 1997, a decline of 8.7% (Table 3, Appendix 8). Thirteen children were killed during the year, two fewer than in 1996. Of the 13 children killed, 6 were pedestrians, 4 were passengers and 3 were pedal cyclists (Table 4, Appendix 8). The equivalent figures for 1996 were 9 pedestrians, 5 passengers and 1 pedal cyclist. In addition to the thirteen deaths, 251 children were seriously injured (7.0% fewer than in 1996) and a further 1,442 were slightly injured (9.0% fewer than in 1996).

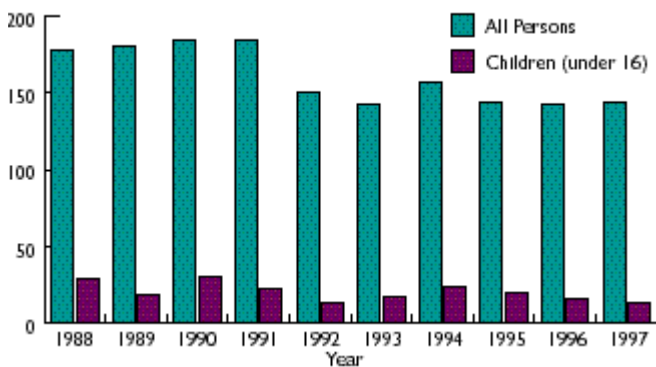


## Accidents

The number of road traffic injury accidents increased from 7,093 in 1996 to 7,192 in 1997, a rise of 1.4% (Table 1, Appendix 8). In total, there were 136 fatal accidents during 1997, with two fatalities occurring in 8 of the cases. In 1997, 19% (1,364) of all accidents involved children (Table 3, Appendix 8).

The most common cause of road traffic injury accidents in 1997 was 'inattention' (1,381 accidents), followed by 'excess speed having regard to the conditions' (1,059 accidents) and 'emerging from a minor road/driveway without care' (990 accidents) - see Table 5, Appendix 8. General carelessness continues to be a feature of road user behaviour in Northern Ireland, particularly among drivers. 'Inattention' and other factors associated with driver carelessness were the principal cause of three-fifths (59.9%, 4,305) of injury accidents in 1997.

Persons Killed in Road Traffic Accidents 1988 - 1997



Of the 144 deaths on the roads during 1997, 54 were drivers, 8 fewer than in 1996 and 37 were pedestrians, 5 fewer than in 1996. There were also fewer pedal cyclists killed during 1997, with 4 deaths compared to 5 in 1996. However, there was an increase in the number of passengers (including pillion passengers) killed, from 25 in 1996 to 33 in 1997. Motorcyclist fatalities more than doubled, from 7 in 1996 to 15 in 1997 (Table 2, Appendix 8).

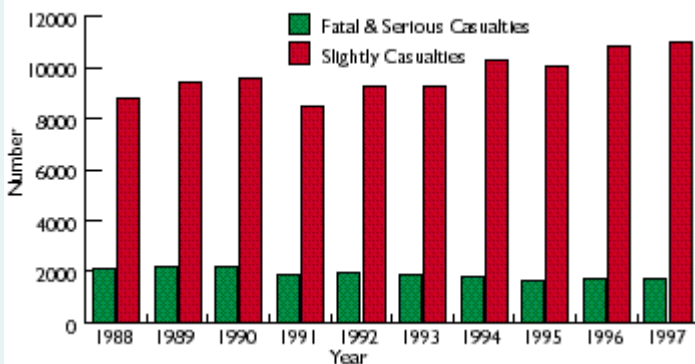
# Traffic

The main causes of road traffic fatalities in 1997 were 'alcohol or drugs' and 'excessive speed'. 44 (30.6%) of the 144 deaths during the year occurred in accidents in which the principal factor was alcohol or drug consumption by drivers/riders, passengers or pedestrians. A further 43 deaths (29.9% of the total) occurred in accidents in which the principal factor was excessive speed.

A substantial proportion of the accidents on Northern Ireland's roads are single



Road Traffic Accident Injuries 1988 - 1997



vehicle accidents - defined as those including one vehicle of any type, with no other vehicle or pedestrian involved. During 1997, there were 800 accidents of this kind, which resulted in 49 deaths. Single vehicle accidents represented 11.1% of all injury accidents in 1997, but accounted for more than a third (34.0%) of all road user deaths. During 1996, there were 825 single vehicle accidents and 37 people killed. Excessive speed and alcohol or drug consumption were the main causes of single vehicle fatalities during 1997.

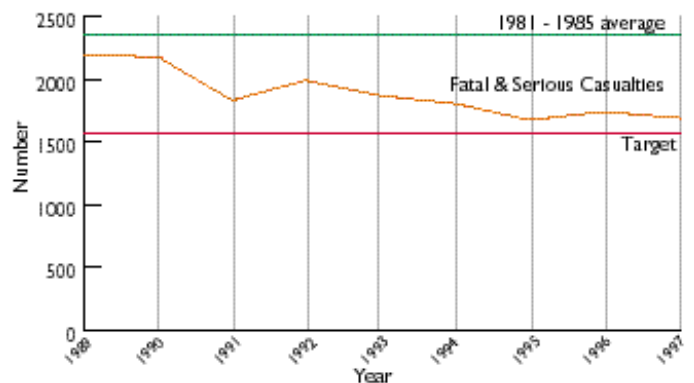
Over the last decade there has been a downward trend in the number of people killed and seriously injured on our roads (Table 1, Appendix 8). Between 1988 and 1997, the number of people killed has fallen by 19.1% (from 178 to 144) and the number of those seriously injured has fallen by 21.4% (from 1,969 to 1,548). However, the number with slight injuries has risen by 24.8% (from 8,820 to 11,006) over the same period. The number of injury accidents has also risen, by 3.6% from 6,943 to 7,192.

## Year 2000 Target

In 1989 the Government set a target to reduce, by one third, the total number of people killed and seriously injured on Northern Ireland's roads, by the end of the year 2000. The target was based on the average number of fatal and serious casualties recorded in the years 1981-1985.

The average over this five year period was 2,362 and accordingly the Year 2000 target was set at 1,575. The RUC, in partnership with the Department of the Environment and other agencies, is committed to achieving this target.

Progress Towards the Year 2000 Casualty Reduction Target



In order to monitor progress towards the Year 2000 target, it was assumed that the number of fatal and serious casualties would fall at a constant rate for the years concerned. If the target is to be reached, total fatal and serious injury casualties in 1997 should have numbered 1,744 or less. There were in fact 1,692 such casualties during the year and so Northern Ireland remains on course to achieve the Year 2000 target.

## Operation Roadsafe

During 1997 the Force sustained its commitment to reducing road traffic accident casualties, through 'Operation Roadsafe'.

This initiative, one of the Force goals, provides the framework for focusing upon a number of identified road safety areas, namely:

- Speeding
- Dangerous/Careless Driving
- Drinking and Driving
- Young Drivers
- Pedestrians
- Child Safety

A number of high profile media campaigns in support of police activity were held during the year. The efforts of the Force benefited significantly from close co-operation with the Department of the Environment and the voluntary and private sectors. A major development in 1997 was the designation of responsibility for liaison between Traffic and Beat & Patrol personnel in effecting 'Operation Roadsafe' campaigns. The 'Operation Roadsafe' Liaison Officer, a uniformed Inspector, in addition to his or her usual duties, is responsible for the co-ordination of Sub-Divisional Road Safety initiatives, working closely with Traffic Branch and Community Affairs to highlight areas of local concern.

During the month of June, 8,000 Road Safety leaflets, which emphasised importance of wearing cycle helmet and seat belts, were handed out at a Belfast pop concert with a further 42,000 distributed Provincewide.

The Coca Cola company continue to generously sponsor and support the 'Fanta Safe Cycling Competition' during the summer

months. This competition, involving hundreds of young people, is intended to heighten safe cycling proficiency.

The annual 'School's Out' programme is intended to heighten children's awareness of road dangers in the run-up to the school holidays. In 1997, in a fresh approach, the vital content of the programme was supplemented with a series of band concerts.

Throughout the year Traffic Branch officers, supported by Philip McCallen, the Northern Ireland Sports Personality of the Year, initiated 'Bikesafe' with the aim of reducing the number of fatal and serious injuries sustained by motorcyclists and pillion passengers in road accidents. The skills and capabilities of highly trained police motorcyclists were demonstrated in a series of public displays. These were supplemented by safety briefings outlining to the audience the main causes of motorcyclists' deaths and injuries and emphasising the benefits of high quality equipment, vehicle maintenance and advanced rider training. The sessions concluded with mechanical checks of motorcycles and 'ride-outs', where police motorcyclists accompanied and monitored bikers, giving advice during follow-up debriefs.

Additionally, some 300,000 assorted leaflets and posters addressing 'Operation Roadsafe' priorities were published and circulated to libraries, health centres, doctors' surgeries and other public buildings throughout the year.

## Anti-Drink/Driving Initiatives 1997

Enforcement of drink/driving legislation remained a Force priority during 1997, with campaigns reinforcing the 'anti-ink/drive' message during the summer and Christmas periods. Representatives of the RUC, the Department of the Environment, voluntary road safety organisations and the 'drinks' industry, collaborated to highlight the consequences of drinking and driving in a series of hard-hitting television advertisements.





The summer initiative, launched on 2 July 1997, by the Minister for the Environment and the Chief Constable, resulted in the detection of 484 incidents of drinking and driving during its 2 month run.

The 75th Anniversary of the Force provided a background theme for the launch of the Christmas initiative, which took place at the Ulster Folk and Transport Museum. During this initiative, a total of 321 drivers were detected driving over the limit, a marginal decrease in comparison with the previous year.

## Traffic Management

Road user behaviour may be influenced by drivers' perceptions of the road environment, ie layout and design, landscaping and adjacent land use, signs and markings, as well as the amount and type of traffic.

In a bid to rectify identified problems Traffic Management officers regularly meet with representatives of the DOE Roads Service and other statutory bodies and organisations to arrange and implement appropriate road safety measures. Their work makes a significant contribution to environmental improvements and traffic calming.

# Personnel and Training



# Personnel and Training

## Honours and Awards

I am pleased to record that the following honours and awards were received by members of the Royal Ulster Constabulary and Royal Ulster Constabulary Reserve during the year:

### OFFICER OF THE ORDER OF THE BRITISH EMPIRE (OBE)

R F Hall, QGM	Assistant Chief Constable
T Lewis	Assistant Chief Constable

### MEMBER OF THE ORDER OF THE BRITISH EMPIRE (MBE)

R I Gardner	Chief Superintendent
G R Lurring (Retired)	Superintendent
K B Sheehy	Superintendent
N C J McElroy	Constable
R A Revels	Constable
S Y Simpson	Reserve Constable

### QUEEN'S POLICE MEDAL

D B Wallace	Deputy Chief Constable
F G Duffy	Superintendent
T W Campbell	Inspector
P J Allen (Retired)	Sergeant
W J Coalter	Sergeant

### QUEEN'S COMMENDATION FOR BRAVERY

W T Houston	Constable
S D Lowey	Constable

### ROYAL HUMANE SOCIETY

W M Greer	Sergeant
R M Campbell	Constable
M S Keenan	Constable
J A Lyall	Constable
S J McCormick	Constable
L M Skelly	Constable
D S Smith	Constable
G J Sweeney	Constable
H P Tilson	Constable
R J Williams	Constable
W J F Foster	Reserve Constable
J D McCarter	Reserve Constable
A A McKay	Reserve Constable
R A Sharpe	Reserve Constable

### SOCIETY FOR THE PROTECTION OF LIFE FROM FIRE AWARD

T A McLean	Constable
A MacLeod	Constable
A M Millar	Constable
D A M Patel	Constable
J J Ross	Constable
I Russell	Constable

# Personnel and Training

The Police Long Service and Good Conduct medal was awarded to 217 members of the Regular Force in recognition of the completion of 22 years' service.

Similarly, appreciation of the completion of 15 years' service by 237 members of the RUC Reserve, Full-Time and Part-Time, was marked by the presentation of the Reserve Long Service Medal.

Performance of good police duty resulted in 773 officers being commended by the Chief Constable:

## Chief Constable's Commendations

	Regular Officers	Reserve Officers
Highly Commended	174	22
Commended	502	75
<b>Totals</b>	<b>676</b>	<b>97</b>

It is satisfying to note that during 1997, a total of 1646 letters were received from members of the public expressing appreciation for assistance rendered by police officers.

Superintendent	19
Chief Inspector	30
Inspector	48
Sergeant	86

During 1997 promotions to the following ranks were effected:

## Training Branch

Training Branch continues to adapt to meet the changing demands of the Force. Based on established needs, training programmes are designed to develop the knowledge, understanding, skills and attitudes of officers

at all levels.

Delivery of the 'Policing with the Community' programme commenced Force-wide, up to Chief Inspector rank, with plans to expand the training to a more senior level in 1998.

Increasing demands for training in public order and operational courses have been successfully met by a dedicated team whose professionalism ensures that high standards remain consistent.

## Initial Training

During 1997, a total of 240 students completed the 25-week Foundation Course for Regular Officers at Garnerville. In addition, 231 students completed the 10-week Full-Time Reserve course. The total number of students trained represented a 250% increase on the previous year.

The Community Awareness Programme continues as a fundamental feature of both courses, enlisting substantial support from community representatives, academics, the clergy and minority groups.

Post-Foundation training consists of 4 two-week phases which are held at twelve week intervals, interspersed with engagement in operational duties.

A review of the structure and design of the Foundation Course will ensure that student training will continue to meet the current and future policing needs of our community. The work parallels the Probationer Training Review ongoing in England and Wales. A number of changes have already been implemented including a pilot Tutor Constable Scheme.

## Further Training

1997 saw the Force-wide introduction of the 'Policing with the Community' training programme, which aims to foster appreciation of the cultural diversity of the Province, and which complements the 'Community Awareness' package undergone by all recruits. 'Policing with the Community' consists of two modules, the first concentrating on sectarianism and religious

# Personnel and Training



diversity, and the second focusing on local issues as designated by each Sub-Divisional Commander. The programmes are intended for delivery, by Divisional Training resources, to officers up to and including the rank of Inspector.

A one-year pilot scheme launched on 1 September 1997 saw the appointment of a Domestic Violence Officer in each of the Sub-Divisions. The training for these officers was devised and undertaken by the Child Abuse and Rape Enquiries Training Unit.

Training in information technology continues to be of major importance and in addition to training in systems presently in use basic and advanced courses in our new management information system (SATURN) were conducted in 1997.

The personal development of officers is at the forefront of training concerns, and trainers themselves were able, for the first time in 1997, to participate in a Professional Trainers' Development Course which led to the award of a Certificate in Education for those who were successful.

## Training Resources Unit

The computer-based training facility at Garnerville and Maydown will be upgraded during 1998, with the added benefit of making multi-media hardware and software available to Training Branch. Pilot schemes designed to establish the feasibility of

computer-based training to the Force are currently ongoing.

## Divisional Training

During 1997, Divisional Training was reviewed by the Force Evaluation Unit. It was established that Divisional Training was, 'an effective and efficient way of delivering training to uniform personnel'. Core subjects evaluated, with contributions from local community representatives, during 1997, included the Licensing Order 1997, the Criminal Procedure & Investigations Act, the Fixed Penalty & Penalty Points system and 'Policing with the Community'.

## Examinations Unit

RUC officers may qualify for promotion to the ranks of Sergeant and Inspector by successfully completing Parts 1 and 2 of the 'Objective Structured Performance Related

		NO. CANDIDATES		SUCCESSFUL (Parts 1 and 2)	
				Male	Female
INSPECTORS	102	32	5	37	
SERGEANTS	484	120	18	138	

Examination' (OSPRE). Details of the 1997 examination results are outlined in the table below:

## Combined Operational Training

Combined Operational Training is responsible for training in public order, use of the riot gun, and conflict resolution skills. Tactical public order training of level one and level two Mobile Support Units continued to dominate COT efforts throughout 1997.

An 'Evidence Gathering' course was piloted with an initial pool of 30 officers, trained to obtain evidence of public order offences. Their skills and abilities will be put to the test during future incidents of public disorder and it is anticipated that, if proved effective, this course will be offered to greater numbers

## Personnel and Training

of operational officers.

Initial and refresher courses in the use of the Heckler & Koch riot gun ensure that the



officers who use this weapon do so with the highest degree of responsibility, training and skill. The provision of such courses was ongoing during 1997.

### Dog Training Unit

The Dog Training Unit is, as always, indebted to the generosity of the public who, during 1997, offered 425 dogs for service use. It is often difficult to locate sufficient numbers of dogs with the aptitude to successfully complete the demands and rigours of dog training. Without the assistance of the public it would be an almost impossible task.

Operationally, the year saw dogs and handlers maintain the level of success which is central to the professional reputation of the Unit. Locating and detaining car thieves, burglars and persons involved in criminal assaults and incidents of disorderly behaviour are everyday tasks for the dogs



and their handlers. Operational success is, in no small part, due to the dedication of the handlers in training and encouraging the progress of their dogs.

On a lighter note, the Dog Section provided a magnificent display at the 75th Anniversary Tattoo at the Ballymena Showgrounds, with some 20 dogs and handlers participating.

### Traffic and Driver Training Unit

The Traffic & Driver Training Unit serves to respond to operational demand by supplying adequate numbers of qualified Standard and Advanced Drivers. During 1997, the heavy workload undertaken by the Unit resulted in 620 drivers qualifying to various grades of competency and the successful training of 60 motorcyclists.

The Unit also assumed responsibility for the training of six South Region Traffic Branch officers in the use of the new Laser Speed Detection System and, to date, more than 400 officers have been instructed in the use of the Stinger spike system which is designed to effect safe, forcible stops during vehicle pursuits.

During VIP visits to the Province the Force provides security to ensure a speedy and safe passage through our road network, usually through the deployment of Constables at static points on the route. Inevitably, these visits represent a

considerable financial burden. A new approach has been adopted - specialist Motorcycle Escort Teams, intended to escort VIP convoys and implement traffic control measures with minimum input from Sub-Divisional resources, have been established. These high visibility teams have the added benefit of being more cost-effective than traditional security measures.

### Firearms Training

Firearms training, an integral part of Combined Operational Training, provides invaluable support to the Force in initial, refresher and enhanced firearms training. The courses are monitored and adjusted as necessary to reflect the changing demands of operational policing. 1997 saw 1,180 and 26,067 sessions of initial and refresher firearms training respectively attended by officers throughout the force.

In policing the community officers may be exposed to incidents in which firearms have been drawn or used, by themselves, colleagues or offenders. A subsequent stress reaction or loss of confidence in the use of firearms may be experienced. The Force has a duty to assist such officers regain confidence and assume full operational capacity. Accordingly, staff members liaise closely with the Occupational Health Unit in conducting specialised firearms training sessions, 54 of which were held during 1997.

### Career Management

The goal of Career Management is to facilitate the development of the individual police officer, in order that the needs of the Force, the community and that officer are best met.

The primary source of information regarding the developmental needs of the individual has, in the past, been the Staff Appraisal System. January 1998 saw the introduction of training in the replacement Performance Development Review procedure. All members of the Force will have received training by June 1998, before the system's implementation in September.

Career Management continues to provide a vital career counselling service, assisting the return to work of officers after illness or injury, or advising on career development issues.

During 1997, there were 1,263 transfers within the Force, leading to 9 appeals, of which 6 were upheld, 2 denied and 1 withdrawn.

Vacancies, up to and including the rank of Inspector, in Headquarters and specialist branches and departments, led to 55 selection boards being held with a total of 1,424 applicants vying for positions.

Assessment Centre procedures continue to be used as the preferred method of identifying personnel suitable for appointment to the ranks of Chief Inspector and Superintendent (Range 1).

The Force is keen to exploit the knowledge and expertise of GB colleagues who kindly supplement the 71 in-house assessors in Assessment Centre procedures. During 1997, of the 187 applications for promotion to the rank of Chief Inspector, 126 were selected to participate at an Assessment Centre; 42 successfully completed the process.

A total of 74 officers attended a variety of short courses at the Police Staff College, Bramshill. A further 33 newly appointed Chief Inspectors participated in the Police Management Programme, the aim of which is to fully prepare officers for the challenge and responsibility of their new role.

### Force Evaluation Unit

The Force Evaluation Unit continues to evaluate training within the Force to ensure that course content remains relevant, that delivery is effective and that identified needs are met.

Evaluation of three core areas, namely, Divisional Training, Foundation and Post-Foundation Training were completed during 1997. The 'Policing with the Community' programme was delivered to the Force via Divisional Training and was monitored and evaluated throughout. A number of other

# Personnel and Training

evaluations and training-needs analyses were undertaken by the Unit on behalf of other branches, including Training Branch, Career Management and Crime Department.

## Equal Opportunities

The RUC is committed to a policy of equality of opportunity for all members and applicants. The emphasis is on the fair treatment of all members, applicants (actual or potential) and the community we serve.

During 1997 the RUC introduced Part-Time working and Job Sharing as an option for Regular members. The aim of the initiative is to enable both male and female police officers who are unable to work on a full-

### **BREAKDOWN OF GRIEVANCES MADE TO THE EQUAL OPPORTUNITIES UNIT IN 1997**

Sex Discrimination	20
Religious Discrimination	19
Sex & Religious Discrimination	1
Sexual Harassment	10
Bullying	9
Victimisation	4
Others	25

time basis to continue with their careers. In return, the Force may retain experienced, highly trained personnel who might otherwise have no alternative but to leave the service.

An Equal Opportunities training programme of lectures and role-play, facilitated by outside management consultants, was delivered to all Personnel Liaison Officers. Divisional Command and Senior Management Teams also received instruction and guidance in Equal Opportunities, in an ongoing effort aimed at raising awareness of topical issues. Our goal is to ensure that the organisation's managers are adequately informed and aware of their responsibility to safeguard, for all, a working

environment which is free from discrimination and harassment.

## Recruiting

RUC Recruiting Branch aims to recruit outstanding candidates who are representative of all sections of the Northern Ireland community. The recruiting process has been designed, with the assistance of external consultants, to ensure that it reflects our commitment to equality of opportunity and fair employment. It is essential that new recruits are of such calibre that, with training and self-development, they will, as operational officers, maintain the provision of a high quality, effective police service for all the people of Northern Ireland.

We recognise that there is an imbalance in the representation of Roman Catholics and females within the RUC. This concern has been addressed by including, in all recruiting advertisements, a statement welcoming applications in particular from these two groups. A joint working party comprised of representatives from the RUC, PANI and civilians with expertise or a particular interest in personnel issues, was established early in 1997. Their remit was to review the representation of Roman Catholics, women and ethnic minorities in the RUC and to "assess the reason for any under-representation and to make recommendations as to how suitable applicants from all communities can be encouraged to apply, and to examine selection procedures and satisfy themselves that they ensure equality of opportunity".

The recommendations contained in the working party report, which was submitted in January 1998, are being considered at present.

Recruiting Branch continues to pro-actively pursue initiatives which present the RUC career option to the widest possible audience. In order to improve the availability of recruiting information a computerised recruitment package has been developed. This will be made available to schools, employment agencies and other interested bodies.

During 1997, careers familiarisation days



## Personnel and Training

enjoyed continued success, hosted at operational stations throughout the Province including Lisburn, Antrim, Newry, Portadown, Cookstown, Enniskillen and Londonderry. These events are held in order that prospective recruits, and the public generally, receive more detailed information on the nature of day-to-day police work and the roles performed by specialist branches and departments.

Building on the theme of the police service as a career option for young people, the work experience scheme has been decentralised, offering 5th and 6th year students the opportunity to participate in a week of work experience, co-ordinated by local recruiting officers. This popular scheme welcomed and assisted 242 students during 1997.

Recruiting Branch continued to develop the recruiting process and improve the service provided to all applicants, with priority given to minimising the period of time between the date of application and the commencement of training. To this end, a number of stages in the process have been amalgamated, resulting in candidates attending assessments on fewer occasions. This has reduced the overall time-span involved by approximately 3 months. Recruiting competitions throughout the year have been very successful, resulting in a high ratio of applications to the number of vacancies.

During the year 287 Regular officers were recruited in 4 intakes: 81 in January, 64 in April, 79 in August and 63 in November. The advertisement placed in September 1997 attracted 2,792 applications. It is anticipated that from this competition 64 recruits will commence training in June 1998 and 64 in September 1998.

The vital service provided by our Full-Time Reserve officers should not be underestimated. In 1997, 1,029 contracts were offered and accepted; 17 contracts were refused.

During the year 269 Full-Time Reserve officers were recruited in 5 intakes: 64 in March, 57 in May, 40 in July, 60 in September and 48 in December. Advertisements



placed in January, September and November attracted 1,474 and 773 and 1,457 applications respectively. Processing is ongoing and it is anticipated that approximately 205 Full-Time Reserve recruits will undergo training in at least four intakes during 1998.

Of the graduate applications received for the 1996/1997 Home Office Accelerated Promotion Scheme, one applicant was selected. Of the remainder, 5 successfully pursued applications through normal channels, although one withdrew prior to the commencement of training. 33 applications were received for the 1997/1998 Scheme. Although none was successful in securing a place on the Scheme, 5 are now pursuing applications to join the RUC through normal channels.

### Welfare Services

Welfare Services provide unstinting support to RUC officers, widows, widowers, dependants and pensioners. Demand for personal counselling takes priority and is met by a dedicated and experienced staff team who answered the needs of some 1,750 clients during 1997.

Officers incapacitated or killed on duty, or their dependants, may be granted financial assistance by the Police Dependants' Trust. During the year 77 local cases were prepared with the help of Welfare Services and

resulted in awards in excess of £75,000.

## Civilianisation

In a drive to improve our cost-effectiveness, 25 police posts were civilianised during 1997. The duties associated with the identified posts were transferred to civilian staff members, returning highly trained police officers to operational duty and other key activities. A further 21 posts are on-line for completion by the end of 1998, with a number of others having been approved for action or undergoing investigation.

## Police Staff Allocation Model

Human Resource Planning continued with the development of a Police Staff Allocation Model, designed to identify the staffing levels necessary to meet police needs and to ensure an equitable distribution of available resources throughout the Force. A continuous programme of Force-wide incident logging and activity sampling, coupled with the measurement of other workload and social factors, forms the core of this modelling process. In June 1997, a phased redistribution of uniform resources began and the development of the model into other disciplines within the Force is now underway.

## Replacement Personnel Computer System

It has become apparent that an updated, replacement personnel computer system is essential to ensure that the Force remains at the forefront of public service performance. During 1997, Human Resource Planning staff conducted extensive research throughout the organisation to identify operational and management needs relating to such a system. Project work is ongoing, examining the potential for the acquisition of a system which best meets specified user requirements.



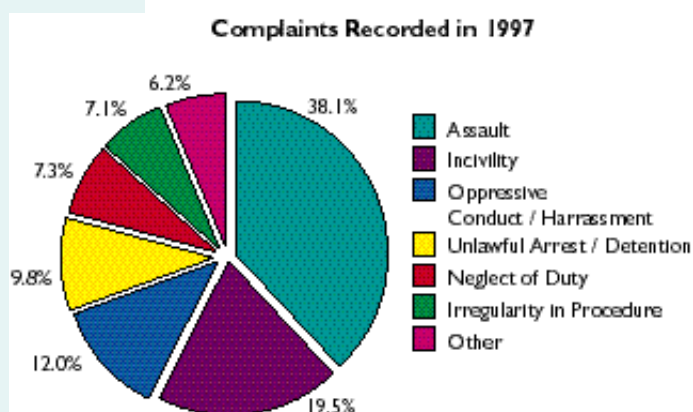
# Complaints and Discipline

## Complaints

In 1997, the number of complaint cases\* initially recorded against police officers increased by 13.9% to 3,985 from a total of 3,498 in 1996. These 3,985 cases related to 5,602 complaints made by 3,341 different complainants (Table 1, Appendix 10). It should be noted that 83 cases recorded in April 1997 related to one incident in the Lurgan area, and a further 224 cases recorded in the July 1997 figures related to an incident on the Ormeau Road on 11/12 July 1996.

\* A 'case' can include one or more complaints made by one individual at the same time, or where they are related to the same incident, complaints made by more than one person.

The number of actual complaints recorded rose by 26.5% from 4,429 in 1996 to 5,602 in 1997. Complaints of assault accounted for 38.1% of all 1997 complaints, proportionately lower than in previous years. The number of complaints of incivility rose substantially on the year, by 60.4%, from 680 in 1996 to 1,091 in 1997 and accounted for 19.5% of all 1997 complaints. Complaints of unlawful arrest/detention more than doubled, up from 254 in 1996 to 548 in 1997. Complaints of harassment increased by 59.3%, from 423 in 1996 to 674 in 1997, with complaints regarding neglect of duty up 23.9%, from 330 in 1996 to 409 in 1997.



Of the 5,602 complaints recorded in 1997, one incident in July 1996 accounted for some 669, comprising of 224 complaints of assault, 222 of unlawful arrest/detention, 221 of incivility and 2 of harassment. An

incident in Lurgan in April 1997 accounted for 78 complaints of incivility, 78 of harassment, 69 of irregularity in procedure and 9 of assault.

## Referrals to the Independent Commission for Police Complaints

Except for complaints which are either withdrawn before an investigating officer has been appointed or are informally resolved, the RUC must refer all complaints made by members of the public to the Independent Commission for Police Complaints (ICPC). During 1997, 3,108 complaint cases were referred to the Commission, 468 of which were supervised.

In respect of 101 of these 468 cases, there was a mandatory requirement upon the Commission to supervise the investigations. In addition, the Commission exercised its discretionary power to supervise a further 367 cases. These included 11 non-complaint matters in respect of which the Chief Constable exercised his discretion, under Article 8 of the Police (Northern Ireland) Order 1987, to refer a case on the grounds of public interest. These cases included:

- an incident during which police opened fire on a vehicle in Londonderry on 27 January 1997;
- an incident during which police opened fire on a vehicle in the Craigavon area on 12 March 1997;
- an incident near a public house in the Lurgan area on 14 April 1997 during which shots were fired by police;
- the death of a member of the public in Portadown on 27 April 1997 where police response is the subject of complaint;
- an incident during which police opened fire on a stolen car in the Ardoyne area of Belfast on 13 June 1997;

# Complaints and Discipline

- an incident where two members of the public reported injuries sustained by plastic baton rounds in West Belfast on 6 July 1997;
  - the use of police batons in the Oldpark area on 6 July 1997;
  - the discharge of a firearm by police at the scene of a domestic incident in North Belfast on 13 July 1997;
  - a gunshot wound sustained by a member of the public during an incident in which police were involved in the Donegall Pass area of Belfast on 5 September 1997;
  - a drugs search in Bangor on 6 October 1997 during which police fired a shot at a vehicle which failed to stop;
  - the subsequent death of a member of the public arrested by police in Belfast on 2 November 1997.
- (a) after a full investigation it may be found to be substantiated or unsubstantiated;
  - (b) the complainant may withdraw the complaint or decide not to proceed;
  - (c) it may be informally resolved; or
  - (d) it may be deemed incapable of investigation within the terms of Regulation 17 of the Royal Ulster Constabulary (Complaints) Regulations 1988, in which case the Independent Commission for Police Complaints must issue a 'dispensation'.

Where a complaint is deemed incapable of investigation, it is most often due to the failure or refusal of the complainant to co-operate.

## Outcome of complaints

Of the 5,433 complaints completed during 1997, 1,916 (35.2%) were fully investigated, representing a decrease on the 41.6% fully investigated in 1996. Of the total complaints completed in 1997, 77 (1.4%) were found to be substantiated (Table 2, Appendix 10). By comparison, during 1996, 1.8% of complaints (87 of a total of 4,835 complaints completed) were substantiated.

The outcome of 14.1% of complaints was determined by means of informal resolution during 1997, a decrease on the 19.2% of complaints dealt with in this manner in 1996. Complainants indicated in writing their intention to withdraw or not proceed with 2,750 complaints.

The Independent Commission for Police Complaints granted dispensations in respect of 1,797 complaints deemed incapable of investigation, including the 669 complaints relating to the incident on the Ormeau Road on 11/12 July 1996. The proportion of complaints deemed incapable of investigation increased from 15.4% in 1996 to 33.1% in 1997. The Ormeau Road figures accounted for a sizeable portion of the increase; if these figures are discounted the increase reads at 23.6%.

Additionally, as a result of a High Court judgement in February 1998, in civil proceedings against the Chief Constable, aggravated and exemplary damages were awarded to the plaintiff. The Chief Constable directed that the matter be the subject of a re-investigation and requested that the ICPC supervise proceedings. The appointment of an investigating officer from outside the Force met with the approval of the Commission who consequently agreed to undertake supervision of the investigation.

## Complaints Dealt With

During 1997 a total of 3,444 complaint cases, representing 5,433 complaints made by 3,222 complainants, were completed; 3.6% more cases and 12.4% more complaints were completed than in 1996. Of the cases completed in 1997, 1,771 were recorded that year and 1,673 were recorded in previous years.

A complaint may be completed in one of the following ways:

# Complaints and Discipline

## Discipline

Disciplinary proceedings against officers may be formal or informal. They may arise either from complaints made by members of the public (whether substantiated or unsubstantiated) or through indiscipline reported by supervisory officers.

Examples of informal disciplinary action include constructive discussion, advice or admonishment. During 1997 advice or admonishment was given in 84 cases of complaint from members of the public and in 123 cases of indiscipline reported by supervisory officers.

In 1997, a total of 159 disciplinary charges against 70 officers were heard and completed at formal disciplinary hearings. Of the 159 charges, 145 arose from cases reported by supervisory officers and 14 from complaints made by members of the public. The results of the completed proceedings are detailed aside.

## Appeals to the Chief Constable

During 1997, 10 officers lodged appeals to the Chief Constable. Of these appeals, 1 was withdrawn, 1 was dismissed and the remaining 8 are scheduled for hearing in 1998.

Of the 6 appeals outstanding at 31 December 1996, 4 were withdrawn and 2 were dismissed.

## Appeals to the Secretary of State

One outstanding appeal to the Secretary of State is due for hearing in 1998.

## Outcome of Formal Disciplinary Proceedings Heard 1997

Outcome*	Reported By Supervising Officers	Complaints Made By the Public
Dismissal	2	
Required to Resign	3	
Reduced in Rank	4	
Reduced in Pay	1	1
Fine	18	
Reprimand	27	
Caution	8	
Found 'Not Guilty'	0	6
<b>Totals</b>	<b>63</b>	<b>7</b>

\*most serious penalty shown



# Support Services

## Management Support Department

The purpose of Management Support Department is to promote and support the development of best management practice throughout the Royal Ulster Constabulary, by providing information, research, consultancy and technology to meet the requirements placed on the police service.

### Force Research Branch

As an integral element of Management Support, Force Research Branch provides a high quality research facility, supplying information in respect of both operational issues and the purchase of technical equipment.

In March 1997, the Force endorsed the creation of a Force Research Agenda, whereby Senior Command will identify and prioritise corporate research projects which should ultimately complement and advance the Force goals, as identified in the Force Strategic Statement. The Branch is currently progressing the implementation of the Force Research Agenda for 1998/99.

The establishment of a Force Information Desk is also under way, intended to be used primarily to register corporate and secondary research projects on a Force Research database. The registration and co-ordination of all research projects, whether undertaken by serving officers, outside consultants or external students, will ensure that duplication of research effort is minimised, thereby resulting in significant financial savings for the Force. The close and effective liaison between Force Research Branch, the Home Office-sponsored Police Research Group and the Police Scientific Development Branch, will be enhanced by the establishment of the Information Desk which will facilitate even more efficient exchanges of information. Force Research is responsible for the administration of scholarships funded by the Bramshill Fellowship and the Police Research Group Award Schemes, as well as providing professional guidance to ensure effective project management in research activity.

Force Research is instrumental in ensuring that the best possible equipment is provided to members of the Force.

Following major incidents of public disorder it became evident that the equipment available to officers to protect against sustained aggression, particularly petrol bomb attacks, was inadequate. Force Research Branch was asked to research the issue as a matter of urgency. Close links were forged with a number of commercial organisations which resulted in the acquisition of top quality equipment, including flame retardant overalls and a range of protective accessories, for officers who are regularly deployed on public order duties. The links with the commercial sector will be further developed to ensure that the RUC continues to provide its officers with the equipment needed to meet the challenges facing today's police service.

### Central Statistics Unit

The Central Statistics Unit (CSU) serves the Force through the provision of statistical information in accordance with the Government Statistical Service Code of Practice. The data produced by the CSU is objective, timely and accurate. In addition to the internal users, statistical information is provided to a range of external customers including government departments and agencies, voluntary sector organisations, educational establishments, politicians, the media, private sector companies and individuals.

Statistical information is collated and disseminated by the CSU in the areas of recorded crime, court proceedings, road traffic accidents, complaints against police, drugs arrests and seizures, domestic violence, the security situation and data required under the Police and Criminal Evidence Order.

A regular series of statistical reports are produced for internal management purposes and are used to support the planning process. The Unit is also responsible for the production of the Road Traffic Accident Statistics Annual Report and the Quarterly Road Traffic Accidents Monitor.



## Support Services

During 1997 the CSU developed and produced statistical bulletins on recorded crime and complaints against police, both of which are available to the public.

### Service Quality Development Branch

Government and public expectations demand the delivery of an efficient and effective police service. Service Quality Development Branch (SQDB) is to the fore in developing the RUC Strategy for continuous improvement. By focusing on proven business tools and techniques, SQDB supports the Force in its efforts to provide a quality service to all the people of Northern Ireland.

### Management Information Development Branch

The Branch was established in order to co-ordinate the development of a computerised Management Information System for the Force. The system, known as 'Saturn', was deployed to all operational commanders and planning staff during 1997. The management information held on the system is categorised according to the Force goals and provides, in a user friendly format, up to date information based on the Force suite of performance indicators. Planned developments will entail a four-phased approach, namely

- to expand the management information contained in the system to include details of the remaining key performance indicators; high level activity analysis information from the Command & Control and Manpower Administration & Registry System (MARS); finance, delegated budgets and overtime; Fixed Penalty Notice information; court results and civilian sickness;
- to expand the user base by linking with other IT projects, connecting with Headquarters departments, as and when appropriate, and using web technology to facilitate access to 'Saturn' from any RUC terminal, regardless of location;

- to provide in-depth training to ensure that users have the knowledge, skills and ability to make optimum use of 'Saturn';
- to develop the technical capability of 'Saturn' in order to further support and underpin the planning process, automate performance review and replace existing paper based documents.

During 1997 MIDB progressed the Force position on activity sampling, assisted by the acquisition of appropriate equipment.

### Computers and Communications

The intelligence module of the Integrated Crime Information System was substantially enhanced during the year, as were allied crime modules, with the intention that future incorporation will lead to a united crime information system.

The installation of the MARS (Manpower, Administration & Registry System) was completed in March 1998. The system serves to relieve the burden of some of the more laborious tasks undertaken by Sub-Divisional and operational planning offices throughout the Force and will contribute to improvements in administrative efficiency. A performance review of the system will be undertaken during 1998, the results of which will be used to guide future strategy.

Early 1998 saw the introduction of a mapping system designed to assist operational planning offices in drafting manpower requirements, maps and other necessary information associated with localised policing events, eg band parades and football matches.



## Policy and Planning

The Role of Policy and Planning is to provide management support by linking the Force's approaches to strategy, planning and performance review. The Branch also identifies, analyses, co-ordinates and responds to policy and management issues as well as providing a central policy reference point within the RUC.

The Branch is accountable to the Assistant Chief Constable at Management Support Department and provides a variety of services to the organisation including:

- reviews of all Force Strategy and Plans;
- the analysis and co-ordination of major policy issues crossing departmental boundaries;
- providing secretarial support to the Chief Constable's Policy Meetings;
- the co-ordination and drafting of RUC replies to Parliamentary Questions; and
- the preparation and launch of the Chief Constable's Annual Report;
- the co-ordination of Local Policing Information Packs for all Sub-Divisions;
- the development of the RUC presence on the Internet.

After extensive internal and external consultation, the RUC Strategic Statement 1997-2000 was launched in June 1997. The Statement aims to reflect current views on the direction of the Force, to inform the public of the activities which we will perform on their behalf, and to serve as an up-to-date guide on planned activities. Our values and standards remained constant while Force Goals were refined in order to meet the needs and demands of the Northern Ireland community.

To ensure that the Royal Ulster Constabulary continues to look forward three years and beyond, we intend to review and re-publish

our Strategic Plan each year. The Plan will be publicly distributed, with further copies available from Policy and Planning Branch. An essential part of the planning process at local level is to ensure that the community is consulted and informed about policing activities. For the second year, Public Priorities Leaflets were published and distributed by each Sub-Division. They continue to prove successful in ensuring operational accountability in terms of what can be expected of local police.

Policy and Planning expanded during 1997 to accommodate the Performance Monitoring Unit (PMU).

Formed in August, the role of the PMU is to promote and support continuous monitoring and improvement of Force performance in identified areas. Upon establishment, the remit was to design a performance review model for the Force, using an agreed suite of Performance Indicators.

In early October, the Performance Review Model was presented and accepted as meeting the needs of the Force, as were the information tools in the form of Performance Review Matrices.

A comprehensive series of lectures, undertaken by the PMU, was delivered to various groups within the Force, aimed at promoting knowledge and understanding of the Model and Matrices.

The first live use of the Review process and matrices commenced on 1 April 1998.

Parliamentary Questions addressed to the Northern Ireland Office, but relevant to the RUC, are forwarded to this Branch. Any necessary information is obtained from the appropriate branch or department and a draft reply prepared on behalf of the Force. During 1997, 171 such questions were answered.

Policy and Planning continues to be responsible for the production of the Chief Constable's Report. This edition of the report is a fifteen month version, designed to oversee the transition from annual to financial year reporting. The report serves

# Support Services

to fulfil the Chief Constable's statutory duty, as well as providing the general public with a wide ranging account of policing activity.

Policy and Planning continues to be responsible for the Force's presence on the Internet. The children's pages are particularly popular and during the year a competition was held to name the 'police officer' on the 'Adult Free Zone'. Twelve year old Stephanie Brown's submission, 'Constable Webster', was the outright winner and her efforts were rewarded with a flight in the Force aircraft and lunch with the Chief Constable. Constable Webster, and his colleague Constable Dot Matrix, regularly feature in cartoon strips with road safety and crime prevention messages aimed at young people.

## Administration Department

Administration Department serves to secure adequate resources and logistic support in order to provide a high quality service to the Force and, in turn, the community.

## Expenditure

The total expenditure for the year ending 31 March 1997 was £603.7 million, a breakdown of which is given in the chart below.

The total expenditure for the year ending 31 March 1998 was £656.9 million. This represents an increase of £53.2 million on the previous year, and is accounted for by

technical changes in the accounting treatment of superannuation liability contributions and pensions.

## Buildings

An investment of £14.6 million culminated in the completion of 13 major building projects during a busy year for Buildings Branch. New stations at New Barnsley, Loughgall, Coagh and Clogher were among those completed in 1997.

The Maydown complex in Londonderry was officially opened, by HRH the Princess Royal, on 17 November 1997. In addition to the provision of an exceptional standard of accommodation, the complex includes a major sports facility, designed and equipped with the improvement of the occupational fitness of the service in mind.

Paramount to the security of RUC establishments are the efforts of the Branch in upgrading and improving physical measures, to meet the requirements of Health and Safety legislation.

1997 saw the initiation of a comprehensive review of buildings strategy spanning the next 5 to 10 years. Forming a basis for discussion with PANI, the review will examine the current estate and future planning issues, highlighting the pressing need to replace some 11 main stations which fall well below required standards.

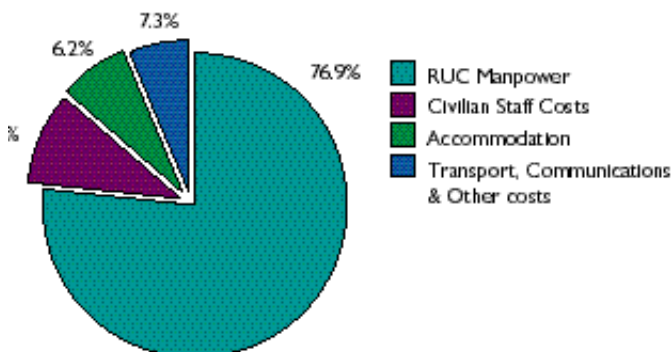
## Transport

At 31 December 1997 the fleet strength stood at 2,212 including a number of vehicles temporarily acquired to increase the proportion of the fleet bearing liveried markings. High visibility vehicles were introduced to the Force during the year and are employed in the field of motorway patrolling, with road accident reduction a priority.

The number of armoured landrovers was increased to just over 400 by 1 July 1997, to facilitate the effective policing of public order events.

730 accidents involving police vehicles

Expenditure 1997



## Support Services



occurred during 1997, compared with 842 in the previous year. 197 of the 1997 accidents were deemed attributable to police drivers. 616 vehicles were damaged as a result of criminal activity, 109 in incidents involving stolen vehicles.

The number of officers authorised to drive police vehicles stands at 9,391.

### Criminal Damage/Injuries

The RUC aims to provide a high quality service to all victims of crime and continually strives to streamline the process of dealing with applications for Chief Constable's Certificates and to reduce the time taken to do so.

There were 3,977 applications for Chief Constable's Certificates dealt with during the year. A total of 1,558 certificates were issued; 1,815 applications were refused and 604 were under consideration at the end of the year.

### Firearms Licensing

As at 31 December 1997, 83,753 Firearms Certificates were on issue in the Province, authorising the possession of some 136,369 firearms. When compared to 1996 this depicts a 3.8% decrease in the number of Firearms Certificates, and a 1.7% increase in the number of actual firearms, in circulation in the Province. During 1997, Firearms Licensing Branch issued 2,774 new certificates, granted 28,238 renewals and 7,892 variations to existing certificates, refused 524 applications and revoked 123 certificates. 277 appeals were made to the Secretary of State regarding refusals and revocations, 24 of which were successful.

50 Firearms Clubs held authorisations from the Secretary of State under Article 56 of the Firearms (NI) Order 1981. Certificates of Safety were issued in respect of 47 firing ranges. At 31 December 1997, the number of registered Firearms Dealers in Northern Ireland stood at 158.

### Force Publications

The Text Drafting Units continued to provide updated directives for distribution to the Force. The Graphics Unit is responsible for the design of the Chief Constable's Report, as well as the provision of top quality display material used to support police participation at major community events, such as the Balmoral Show and the Ideal Home Exhibition.



Visual communication campaigns, devised by the Graphics Unit, played a major part in the success of key events including the 75th Anniversary celebrations and 'Operation Roadsafe'.

## Support Services



### Central Stores

Central Stores supports the Force by the timely supply of an extensive variety of essential equipment, ranging from the alcometers used to perform preliminary breath tests, to standard items of uniform.

In 1997, at a cost of almost £1 million, 1,800 officers attached to Mobile Support Units were issued with protective clothing and equipment designed to minimise the risk of injury during public order duties.



The year also saw the implementation of a modernisation programme, introducing new purchasing procedures, resulting in diminished stock levels and a 'just in time' delivery service. Further improvements are planned for 1998.

### Health Services Department

The department serves to provide an effective health service appropriate to the needs of the workplace for both members of the Royal Ulster Constabulary and civilian staff. The department consists of four units:

#### Occupational Health Unit (OHU)

OHU continued to provide an advisory service to management and support to individual officers. It undertook an absence assessment programme and a review of duty restrictions. In addition, the dedicated staff of health professionals managed an increased workload, providing confidential counselling and psychological support, as well as monitoring the physical well-being of the Force. A Hepatitis 'B' education and vaccination programme was established, aimed initially at recruits and officers considered to be at specific risk, for example, Drugs Officers and Custody Suite personnel.

#### Physical Education Unit (PEU)

The Unit is responsible for the development of strategies to ensure the occupational fitness of the Force. Recent research conducted by the Unit resulted in the introduction of a job-related physical competence assessment for recruits. The research was endorsed by the Home Office and the test itself has been recommended to all Chief Constables in England and Wales. A new physical education centre was opened at RUC Maydown to meet the needs of Probationer Training, the operational and recreational fitness needs of local personnel and the physical rehabilitation of injured officers.

#### Health and Safety Unit

During 1997 substantial developments were made in Health and Safety and a new joint Health and Safety Policy Statement was introduced in both the RUC and PANI. An Executive Safety Committee, chaired by the Deputy Chief Constable, Support Services, was established to monitor the

development and effectiveness of Health and Safety throughout the organisation. The committee is made up of representatives of PANI, the Police Federation, the Superintendents' Association and NIPSA, demonstrating the necessary high level of commitment and emphasising the importance of a unified approach to Health and Safety management. Their work is complemented by local Safety committees.

An extensive training programme throughout 1997 increased the awareness of Health and Safety throughout the organisation. 270 people achieved accreditation by the Institute of Occupational Safety and Health (IOSH) as Risk Assessors and undertook the examination of a wide range of both operational and non-operational activities.

### First Aid Training Unit

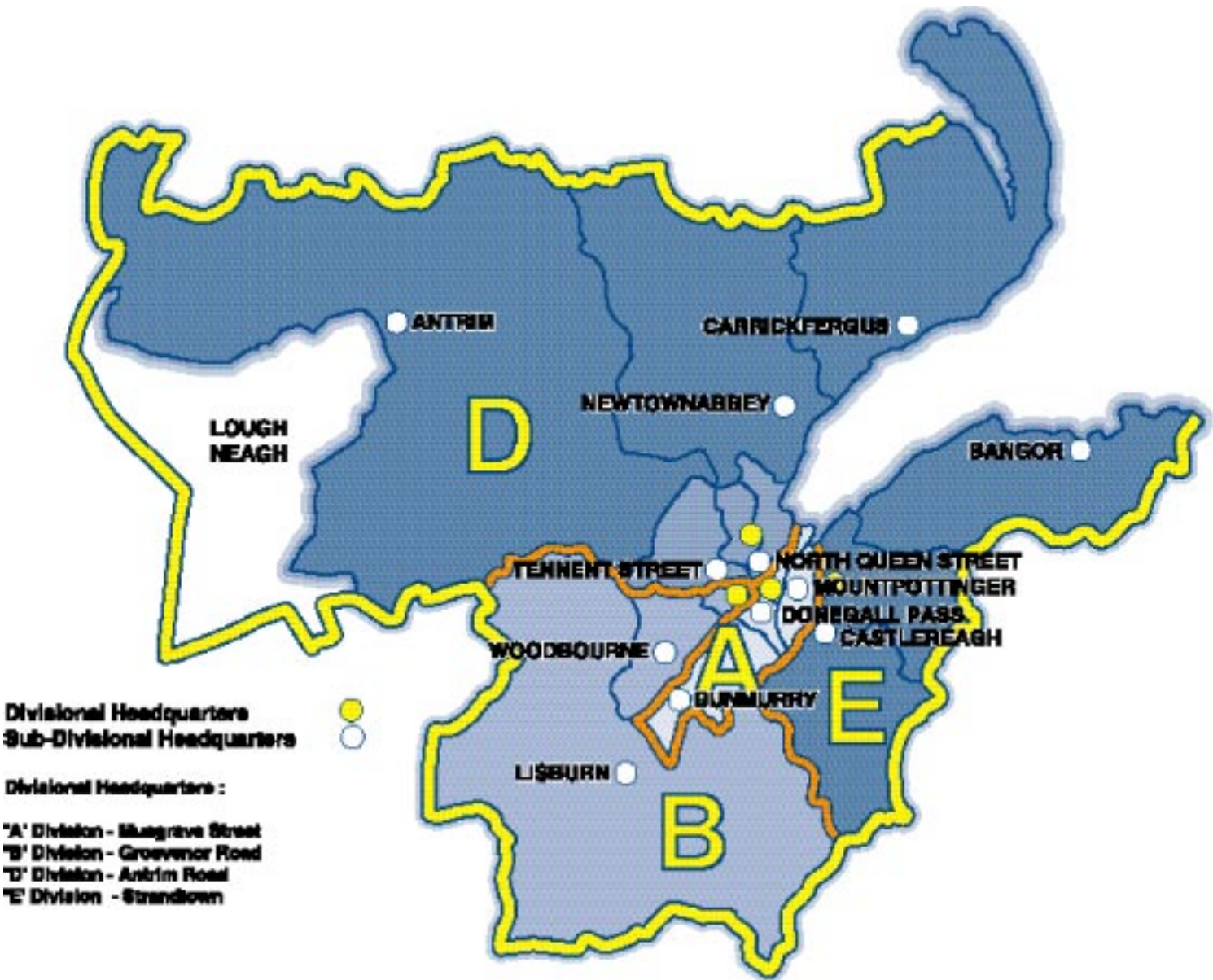
Instances of serious breakdown in public order in recent years served to highlight the need for specialised first aid training for Sub-Divisional personnel. Efforts during 1997 sought to provide such training to meet the needs of the Force. The services of the Training Evaluation Unit were secured to randomly sample the opinions and satisfaction levels of course participants, ensuring an external measurement of the quality of training.

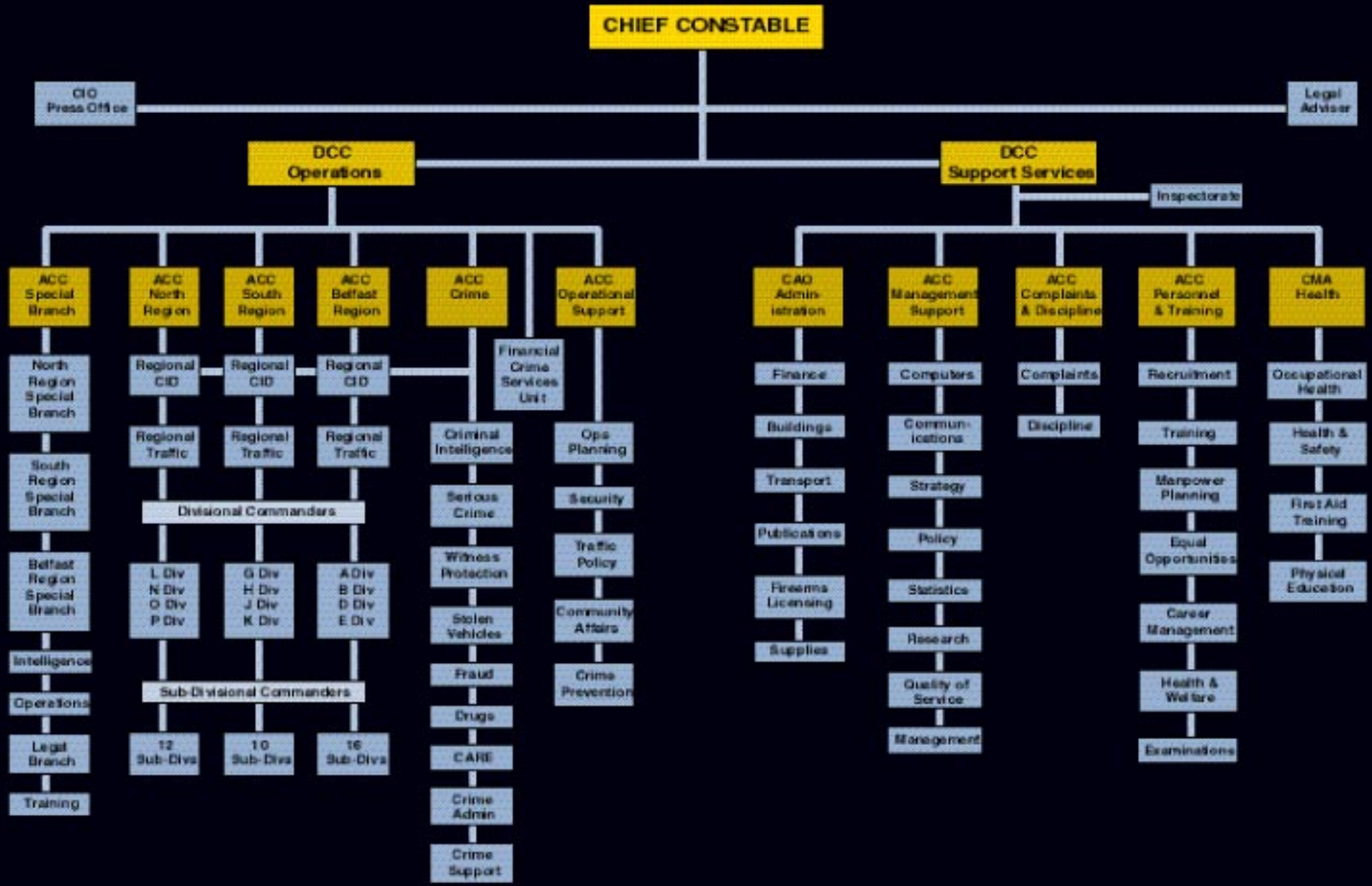






RUC REGIONAL, DIVISIONAL AND  
SUB-DIVISIONAL BOUNDARIES  
BELFAST REGION





CCO - Deputy Chief Constable, ACC - Assistant Chief Constable, CIO - Chief Information Officer, CAO - Chief Administrative Officer, CMA - Chief Welfare Officer

# APPENDIX 4

## Statement of Purpose and Values

### OUR AIM

To provide a high quality, effective police service to all the people of Northern Ireland. We will work to achieve this in partnership with the community and in co-operation with other agencies.

### OUR PURPOSE

- To uphold the rule of law.
- To bring to justice those who break the law.
- To play our full part in the eradication of terrorism and the prevention of crime.
- To help preserve the peace.
- To protect, reassure and assist those whom we serve.

### OUR VALUES

- Honesty.
- Impartiality.
- Courtesy.
- Compassion.
- Courage.

### OUR STANDARDS AND BEHAVIOUR

- We will perform our duty with integrity, common sense and sound judgement and be sensitive to the views of the community in our actions.
- We will offer assistance to members of the public irrespective of their age, sex, their political or religious beliefs or their ethnic or social background.
- We will manage our organisation in the most professional manner, seeking the opinions of our staff, promoting equal opportunity for all and showing a willingness to change where such change is necessary.
- We will adhere to our code of professional policing ethics.

# APPENDIX 5

## Her Majesty's Inspectorate of Constabulary 1997 Report

### Recommendations and RUC Response

#### Recommendation

#### Response

##### Recommendation 1

Preparatory work for implementing the removal of the divisional command tier and the creation of local area commands should be commenced now.

Accepted - An experienced senior Superintendent has been appointed to head a team which inter alia will be responsible for progressing this matter.

##### Recommendation 2

The membership and terms of reference of the performance management group should be reviewed, ensuring the establishment of effective accountability or performance.

Accepted - This matter is under review.

##### Recommendation 3

Headquarters operations department should be held responsible for researching and actioning changes in policies and practices following comprehensive debriefing of major operations, and monitoring results.

Accepted - The recommendation is accepted but this work will be carried out by Combined Operational Training (COT).

##### Recommendation 4

The distinct functions of personnel department and local line management should be clarified, with prime responsibility for career development and training being devolved.

Accepted - Personnel Liaison Officers (PLOs) are being given advice on their responsibilities with regard to personnel issues. Recent directions from Career Management on those pending include:

- (1) advice on 'best practice' for divisional selection processes;
- (2) a copy of the Bramshill short course directory has been forwarded along with guidelines on what courses are suitable for members;
- (3) it is the intention of Career Management to write to PLOs and ask them to identify constables who will benefit from a 3 month secondment to a headquarters department. This will allow PLOs the opportunity to assess the career needs of their staff and make recommendations accordingly.

##### Recommendation 5

IO, PANI and RUC together should explore ways whereby senior RUC officers can gain experience in other forces and officers from other forces can be encouraged to serve in the RUC.

Accepted - Career Management are in the process of writing to the Superintendents' Association and the Police Authority for Northern Ireland for their views/approval. Once their replies have been received, further consideration will be given to ways of progressing this matter.

# APPENDIX 5

## **Recommendation 6**

Broad organisational criteria for tenure of police posts should be formulated, against which ALL departments should be required to submit proposals for implementation.

Accepted - While the concept of tenure is broadly accepted, the Chief Constable remains unconvinced of the benefits of such an extensive policy as is suggested. Work has recently commenced on a Career Development Strategy which will be linked to the recently introduced Performance and Development Review (PDR) staff appraisal system. The purpose of this appraisal process is to achieve the best possible performance from individual police officers, thus enhancing the quality of service being delivered. This will be accomplished by making the best use of individual officers skills and abilities and fulfilment of their career development needs.

## **Recommendation 7**

All training should be co-ordinated by the training branch within a comprehensive corporate training strategy, identifying the strategic objectives for all training services.

Accepted - Training Branch are currently at the final stages of preparing a comprehensive training strategy after a lengthy period of consultation.

## **Recommendation 8**

Themes within 'policing with the community' should form part of an overall organisational strategy involving all major departments.

Accepted - The RUC has created a Community Policing Project Team to examine ways of further enhancing its partnerships with the community. Early work has identified the need to formulate a comprehensive, force-wide Community Policing Strategy. This is a long-term project involving every department. Proposals for an overall framework for the work are being considered, along with specific actions such as training needs and a communications strategy.

## **Recommendation 9**

Selection of baton gunners should be more objective, using the training simulator records to assist in the assessment.

Accepted - The training simulator and its records are used as an integral part of the training and classification process. The selection of baton gunners is being addressed by the Mobile Support Unit (MSU) Management Committee under the chair of ACC 'D' Department. It is hoped new guidelines will soon be published.

## **Recommendation 10**

Reports on the use of baton rounds should be thoroughly analysed, so that all possible lessons are learned for the future.

Accepted - An interim scheme has been running from the summer of 1997 to the present. Research has been commissioned to provide for a permanent method, this is not yet complete.

## **Recommendation 11**

Self-defence training should be increased, with much greater emphasis on social skills and the defusing of situations without resort to force.

Accepted - Senior command had approved the cascading of training to more locally based officers with COT retaining an ongoing supervisory and quality assurance role. A package on defusing situations etc., is being prepared by Initial Training staff.

# APPENDIX 5

## **recommendation 12**

Consideration should be given to how established methods for monitoring the effectiveness of behavioural standards can be strengthened to ensure all staff treat everyone fairly and impartially.

Accepted - The new PDR system sets the following standards and allows for the monitoring of same. One of the core skills identified is - professional and ethical standards. This is defined as - act with integrity and impartiality based on a thorough understanding of policy and with appropriate regard to public perceptions. Take pride in the job and present a positive image of the service to both the public and colleagues. Examples of effective performance are given eg maintains impartiality and fairness regardless of gender, marital status, political opinion, religion or race. Examples of ineffective performance are also given eg sometimes displays biased or prejudiced behaviour.

## **recommendation 13**

The building work prioritisation process should be reviewed, to include consideration of how health and safety issues can receive sufficient priority

Accepted - Reviewed - action taken:

- (1) Chief Medical Officer appointed to the Buildings Steering Group;
- (2) Estate Condition Survey - induction course input to contractors from Force Health and Safety Officer (emphasis given to the need to address health and safety issues in reports);
- (3) Health and Safety Officer presentation given to Project Officers in Buildings Branch.

## **recommendation 14**

The RUC information department should be comprehensively reviewed.

Accepted - A thematic review of 'F' Department is underway.

# APPENDIX 6

## Crime Statistics

Table 1: Notifiable Offences Recorded and Cleared

	Total offences recorded in 1997	Total offences recorded in 1996	Total offences cleared in 1997	Total offences cleared in 1996	Offences cleared in 1997 by year of origin		
					1997	1996	Pre 1996
<b>Offences against the person</b>							
Murder	40	35	26	22	23	1	2
Manslaughter	2	4	-	5	-	-	-
Infanticide	-	-	-	-	-	-	-
Attempted murder	116	71	40	35	36	4	-
Threat or conspiracy to murder	285	239	239	203	224	15	-
Child destruction	-	-	-	-	-	-	-
Causing death by reckless driving	24	8	13	9	11	1	1
Wounding with intent/GBH with intent	211	243	113	111	99	14	-
Wounding/GBH/AOABH	3,868	4,371	2,377	2,879	1,971	382	24
Explosives offences endangering life	34	14	9	5	6	3	-
Endangering life at sea/ railway passengers	-	2	-	-	-	-	-
Firearms offences endangering life	59	56	35	38	31	4	-
Intimidation	354	416	76	132	67	8	1
Other offences against the person	161	181	135	133	99	27	9
<b>Totals</b>	<b>5,154</b>	<b>5,640</b>	<b>3,063</b>	<b>3,572</b>	<b>2,567</b>	<b>459</b>	<b>37</b>
<b>Sexual offences</b>							
Rape	268	264	213	213	176	32	5
Attempted rape	26	28	23	22	19	3	1
Buggery	55	58	50	67	41	9	-
Attempt to commit buggery, etc	11	7	4	5	3	1	-
Unlawful carnal knowledge of a girl under 14 years	17	45	23	37	16	6	1
Unlawful carnal knowledge of a girl 14 years and under 17 years	164	218	158	197	135	22	1
Indecent assault on a female	614	768	500	596	362	131	7
Indecent assault on a male	179	223	154	200	114	37	3
Indecency between males	48	30	51	83	48	3	-
Indecent conduct towards a child	45	72	46	39	20	26	-
Incest	4	15	4	13	1	3	-
Abduction	1	1	1	-	1	-	-
Other sexual offences	12	16	10	12	9	1	-
<b>Totals</b>	<b>1,444</b>	<b>1,745</b>	<b>1,237</b>	<b>1,484</b>	<b>945</b>	<b>274</b>	<b>18</b>
<b>Burglary</b>							
Burglary - dwelling	7,283	8,365	1,199	1,424	1,060	129	10
Aggravated burglary - dwelling	152	165	55	49	48	7	-
Burglary - other than dwelling	6,710	7,425	1,100	1,277	970	120	10
Aggravated burglary - other than dwelling	7	1	3	1	3	-	-
Going equipped for stealing	154	158	150	157	146	4	-
<b>Totals</b>	<b>14,306</b>	<b>16,114</b>	<b>2,507</b>	<b>2,908</b>	<b>2,227</b>	<b>260</b>	<b>20</b>

# APPENDIX 6

**Table 1: Notifiable Offences Recorded and Cleared (continued)**

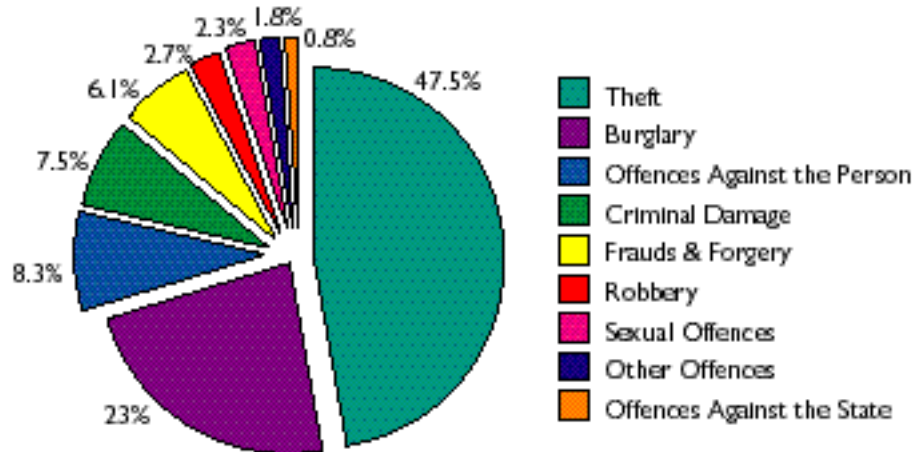
	Total offences recorded in 1997	Total offences recorded in 1996	Total offences cleared in 1997	Total offences cleared in 1996	Offences cleared in 1997 by year of origin		
					1997	1996	Pre 1996
<b>Robbery</b>							
Robbery	481	630	100	133	92	5	3
Assault with intent to rob	2	-	-	-	-	-	-
Armed robbery	621	655	136	123	116	18	2
Conspiracy to rob	1	1	1	1	1	-	-
Hijacking	548	439	23	24	18	5	-
<b>Totals</b>	<b>1,653</b>	<b>1,725</b>	<b>260</b>	<b>281</b>	<b>227</b>	<b>28</b>	<b>5</b>
<b>Theft</b>							
Theft, one person from another	201	235	39	54	33	6	-
Theft in a dwelling	559	628	246	336	230	16	-
Theft by an employee	343	410	289	334	261	24	4
Theft or unauthorised taking of mail	9	21	3	4	3	-	-
Theft of pedal cycles	1,314	1,512	117	187	105	9	3
Theft from motor vehicles	5,416	6,554	397	550	309	86	2
Shoplifting	4,501	5,291	3,316	4,238	3,080	226	10
Theft from machines and meters	56	118	54	107	44	10	-
Theft or unauthorised taking of motor vehicles	8,633	8,404	1,227	1,300	1,106	113	8
Handling of stolen goods	460	573	458	545	425	32	1
Other thefts	8,051	9,026	1,536	1,800	1,403	118	15
<b>Totals</b>	<b>29,543</b>	<b>32,772</b>	<b>7,682</b>	<b>9,455</b>	<b>6,999</b>	<b>640</b>	<b>43</b>
<b>Frauds and forgery</b>							
Deception	2,135	2,677	1,388	1,923	1,230	123	35
Forgery and counterfeiting	357	374	139	171	122	17	-
Making off without payment	1,279	991	563	504	536	24	3
Other frauds	47	39	41	19	36	5	-
<b>Totals</b>	<b>3,818</b>	<b>4,081</b>	<b>2,131</b>	<b>2,617</b>	<b>1,924</b>	<b>169</b>	<b>38</b>
<b>Criminal damage</b>							
Arson	1,201	1,490	165	181	146	19	-
Explosives offences	21	7	5	2	4	1	-
Other criminal damage offences	3,470	3,350	1,128	1,149	1,027	98	3
<b>Totals</b>	<b>4,692</b>	<b>4,847</b>	<b>1,298</b>	<b>1,332</b>	<b>1,177</b>	<b>118</b>	<b>3</b>
<b>Offences against the state</b>							
Offences under the Northern Ireland (Emergency Provisions) Act	32	61	29	51	19	10	-
Firearms offences	55	47	26	31	21	4	1
Other offences against public order	414	292	336	240	298	37	1
<b>Totals</b>	<b>501</b>	<b>400</b>	<b>391</b>	<b>322</b>	<b>338</b>	<b>51</b>	<b>2</b>
<b>Other notifiable offences</b>							
Blackmail	38	64	17	30	17	-	-
Perjury	-	2	-	1	-	-	-
Kidnapping and false imprisonment	59	50	29	26	26	3	-
Drugs offences	998	1,093	930	1,061	843	76	11
Other notifiable offences	16	16	15	14	11	2	2
<b>Totals</b>	<b>1,111</b>	<b>1,225</b>	<b>991</b>	<b>1,132</b>	<b>897</b>	<b>81</b>	<b>13</b>
<b>Grand Totals</b>	<b>62,222</b>	<b>68,549</b>	<b>19,560</b>	<b>23,103</b>	<b>17,301</b>	<b>2,080</b>	<b>179</b>

Attempts are included unless otherwise specified.

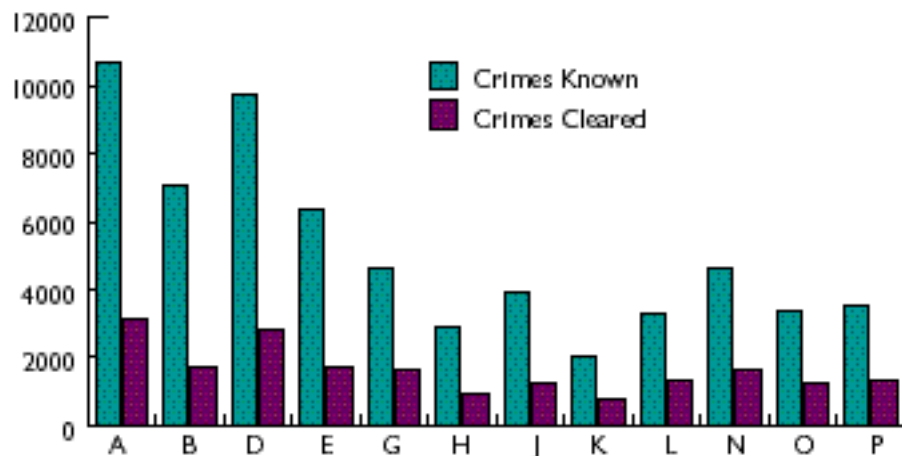


# APPENDIX 6

**Notifiable Offences Recorded in 1997**



**Notifiable Offences Recorded & Cleared by Division 1997**



# APPENDIX 6

**Table 2: Notifiable Offences originating in 1997 and Total Number of Offences Cleared in 1997 by Division**

Division	Offences against the person	Sexual offences	Burglary	Robbery	Theft	Frauds and forgery	Criminal damage	Offences against the state	Other notifiable offences	Totals
A Recorded	571	95	2,057	280	6,375	581	526	46	141	10,672
Cleared	269	75	359	53	1,767	315	147	32	114	3,131
B Recorded	722	184	983	244	3,558	545	551	116	152	7,055
Cleared	401	144	125	12	554	155	99	100	123	1,713
D Recorded	847	191	2,513	350	4,475	520	575	92	196	9,759
Cleared	445	182	380	60	1,025	314	139	75	178	2,798
E Recorded	295	142	1,678	115	3,347	373	290	15	124	6,379
Cleared	205	109	252	27	726	217	77	14	121	1,748
G Recorded	346	158	1,183	69	2,126	239	453	26	50	4,650
Cleared	257	167	203	19	577	145	171	16	50	1,605
H Recorded	306	56	671	164	1,149	188	330	17	45	2,926
Cleared	172	45	145	13	327	128	88	8	21	947
J Recorded	341	82	837	103	1,796	208	376	58	89	3,890
Cleared	228	71	169	10	476	131	95	21	77	1,278
K Recorded	304	54	407	45	731	183	244	17	32	2,017
Cleared	200	57	83	5	235	120	65	10	30	805
L Recorded	319	151	892	34	1,266	269	292	19	52	3,294
Cleared	249	119	192	8	428	162	100	14	58	1,330
N Recorded	630	142	1,093	140	1,676	333	488	50	69	4,621
Cleared	308	106	216	26	583	184	136	45	53	1,657
O Recorded	214	55	946	46	1,528	222	292	22	80	3,405
Cleared	144	41	180	10	471	166	108	30	81	1,231
P Recorded	259	134	1,046	63	1,516	157	275	23	81	3,554
Cleared	185	121	203	17	513	94	73	26	85	1,317
<b>Totals</b>										
Recorded	5,154	1,444	14,306	1,653	29,543	3,818	4,692	501	1,111	62,222
Cleared	3,063	1,237	2,507	260	7,682	2,131	1,298	391	991	19,560

# APPENDIX 6

**Table 3: Notifiable Offences Recorded and Cleared in 1997 - by Method of Clearance and Division**

Division	Offences recorded	Offences cleared	Offences where person charged	Offences taken into consideration	Offences where person cautioned#	Offences where person underage*	Offences where complainant declined to prosecute	Otherwise disposed of
A	10,672	3,131	1,725	47	722	9	506	122
B	7,055	1,713	772	9	230	2	529	171
D	9,759	2,798	1,525	107	443	19	523	181
E	6,379	1,748	965	101	241	6	409	26
G	4,650	1,605	809	33	206	16	433	108
H	2,926	947	386	100	86	11	320	44
J	3,890	1,278	649	33	184	6	324	82
K	2,017	805	379	12	63	4	250	97
L	3,294	1,330	650	21	169	14	309	167
N	4,621	1,657	716	43	264	3	497	134
O	3,405	1,231	673	60	185	5	215	93
P	3,554	1,317	656	103	170	3	311	74
Totals	62,222	19,560	9,905	669	2,963	98	4,626	1,299

This does not indicate the number of persons made amenable but shows the number of recordable offences where persons were made amenable. In some cases more than one person may be made amenable for one offence.

# Including juvenile advice and warning.

\* Under 10 years old.

**Table 4: Persons Proceeded Against at Magistrates' Courts 1997 by Police Division**

Division	Persons proceeded against	Gender		Persons found guilty	Persons found not guilty or charge withdrawn	Persons committed for trial*
		M	F			
A	3,971	3,410	561	3,505	462	4
B	3,147	2,837	310	2,787	335	25
D	5,214	4,620	594	4,647	501	66
E	3,375	2,956	419	3,093	272	10
G	2,416	2,115	301	2,072	329	15
H	1,846	1,628	218	1,538	259	49
J	2,646	2,296	350	2,328	298	20
K	2,129	1,867	262	1,761	309	59
L	2,447	2,166	281	2,106	275	66
N	2,991	2,683	308	2,459	475	57
O	2,271	1,985	286	1,912	312	47
P	2,018	1,757	261	1,717	227	74
Totals	34,471	30,320	4,151	29,925	4,054	492

This table does not include prosecutions brought by Government Departments or Local Authorities nor does it include cases dealt with by fixed penalty notices.

\* Includes persons committed for trial who have already been dealt with for other offences in Magistrates' Courts.

# APPENDIX 6

**Table 5: Persons Proceeded Against at Magistrates' Courts 1997 by Offence Type**

Offence Type	Persons proceeded against	Gender		Persons found guilty	Persons found not guilty or charge withdrawn	Persons committed for trial*
		M	F			
Offences against the person	1,799	1,625	174	1,381	300	118
Sexual offences	158	153	5	56	43	59
Burglary	851	802	49	657	154	40
Robbery	76	70	6	17	14	45
Theft	2,997	2,408	589	2,482	464	51
Fraud	531	420	111	441	72	18
Criminal damage	1,494	1,388	106	1,093	354	47
Offences against the state	192	187	5	150	41	1
Other notifiable offences	670	629	41	479	86	105
<b>TOTAL NOTIFIABLE OFFENCES</b>	<b>8,768</b>	<b>7,682</b>	<b>1,086</b>	<b>6,756</b>	<b>1,528</b>	<b>484</b>
<b>SUMMARY OFFENCES OTHER THAN</b>						
<b>MOTORING OFFENCES</b>	<b>5,470</b>	<b>4,852</b>	<b>618</b>	<b>4,426</b>	<b>1,042</b>	<b>2</b>
<b>MOTORING OFFENCES</b>						
Drink related offences	2,442	2,214	228	2,349	93	-
Speeding offences	3,039	2,713	326	2,948	91	-
Careless driving	3,659	3,050	609	3,310	345	4
Other motoring offences	11,093	9,809	1,284	10,136	955	2
<b>TOTAL MOTORING OFFENCES</b>	<b>20,233</b>	<b>17,786</b>	<b>2,447</b>	<b>18,743</b>	<b>1,484</b>	<b>6</b>
<b>Totals</b>	<b>34,471</b>	<b>30,320</b>	<b>4,151</b>	<b>29,925</b>	<b>4,054</b>	<b>492</b>

\*Includes persons committed for trial who have already been dealt with for other offences in Magistrates' Courts.

**Table 6: Persons Proceeded Against at Crown Courts 1997**

Offence Type	Persons proceeded against	Gender		Persons found guilty	Persons found not guilty or charge withdrawn
		M	F		
Offences against the person	250	233	17	213	37
Sexual offences	92	91	1	74	18
Burglary	59	58	1	58	1
Robbery	154	151	3	149	5
Theft	125	103	22	114	11
Fraud	55	48	7	50	5
Criminal damage	74	71	3	70	4
Offences against the state	16	16	-	15	1
Other notifiable offences	267	245	22	260	7
<b>Totals</b>	<b>1,092</b>	<b>1,016</b>	<b>76</b>	<b>1,003</b>	<b>89</b>

# APPENDIX 6

**Table 7: Police and Criminal Evidence (PACE) Order: Persons and Vehicles Searched 1997**

	Stolen Property		Firearms		Offensive Weapon		Going Equipped		Others		Totals	
JANUARY	74	7	9	-	9	2	20	5	17	1	129	15
FEBRUARY	57	8	17	3	13	6	16	5	4	1	107	23
MARCH	88	15	3	1	25	7	18	5	10	2	144	30
APRIL	114	25	7	1	33	3	26	9	13	2	193	40
MAY	72	11	16	1	2	1	7	1	9	4	106	18
JUNE	88	19	10	-	10	3	8	2	12	2	128	26
JULY	55	20	11	-	19	5	21	4	17	5	123	34
AUGUST	55	10	1	-	5	-	2	1	35	6	98	17
SEPTEMBER	49	7	-	-	9	1	13	1	23	1	94	10
OCTOBER	49	7	1	-	3	1	14	1	5	-	72	9
NOVEMBER	80	5	3	-	5	1	24	3	2	1	114	10
DECEMBER	90	8	8	-	6	2	8	5	11	2	123	17
Totals	871	142	86	6	139	32	177	42	158	27	1431	249

Searched       Arrested as a result of search

## Intimate Searches

Two intimate searches were carried out during 1997.

## Extended Detention

During 1997, twenty persons were detained in police custody for more than 24 hours and subsequently released without charge. There were twenty-six applications to Magistrates' Courts for warrants of further detention, all of these were granted and twenty-one people were subsequently charged.

# APPENDIX 6

**Table 8: PACE Detention Statistics - Non-Statutory for NIO**  
January - December 1997

	Arrests Under PACE				Requests/Delays			
	Totals	Gender		Arrests for Notifiable Offences	Friend/Relative etc		Solicitor	
		Male	Female		Requests	Delayed on Superintendent's Authority	Requests	Delayed on Superintendent's Authority
JANUARY	1,881	1,642	239	1,445	302	-	809	1
FEBRUARY	1,816	1,622	194	1,406	358	-	727	-
MARCH	2,217	1,955	262	1,677	379	-	787	-
APRIL	2,114	1,854	260	1,560	402	-	921	-
MAY	2,224	1,944	280	1,685	361	1	860	-
JUNE	2,171	1,914	257	1,660	426	4	909	4
JULY	2,271	2,023	248	1,590	405	-	893	-
AUGUST	2,279	2,014	265	1,649	433	-	1,019	-
SEPTEMBER	1,825	1,613	212	1,445	287	-	687	-
OCTOBER	2,023	1,806	217	1,578	271	-	706	-
NOVEMBER	2,099	1,856	243	1,559	295	-	783	-
DECEMBER	2,236	1,956	280	1,598	366	-	880	-
<b>TOTALS</b>	<b>25,156</b>	<b>22,199</b>	<b>2,957</b>	<b>18,852</b>	<b>4,285</b>	<b>5</b>	<b>9,981</b>	<b>5</b>

# APPENDIX 6

**Table 9: Drugs**

Drugs seized	1995	1996	1997
Cocaine	322 gms powder 7 wraps	411.6 gms powder 1 wrap	363.5 gms powder 4 wraps
'Crack' Cocaine	-	-	62.5 gms powder
MDMA (Ecstasy)	136,860 tablets	75,849 tablets 103.0 gms powder 53 capsules	78,108 tablets 1.25 gms powder 156 capsules
LSD	8,761 doses	7,734 doses 27 microdots	111,851 doses 18 microdots
Opiates	8 gms	136.5 gms 1,348 tablets 35 ampules 1 wrap	196.5 gms 1,104 tablets 20 ampules
Cannabis	160.7 kilos (resin) 404 gms (herbal) 634 plants 130 gms oil	157.1 kilos (resin) 7.8 kilos (herbal) 108 plants 0.01 gms oil 450 joints	448.1 kilos (resin) 38.4 kilos (herbal) 155 plants 1.0 gm oil 225 joints
Amphetamines	6.1 kilos powder 782 wraps (powder) 816 tablets	13.3 kilos powder 205 wraps (powder) 41 tablets	24.0 kilos powder 77 wraps (power) 46 tablets
Arrests	1,558	1,017	909

# APPENDIX 7

## Public Order Statistics

Table 1: Number of Deaths due to the Security Situation 1969-97

Year	RUC	RUCR	Army	UDR/ RIR*	Civilian	Totals
1969	1	-	-	-	13	14
1970	2	-	-	-	23	25
1971	11	-	43	5	115	174
1972	14	3	105	26	322	470
1973	10	3	58	8	173	252
1974	12	3	30	7	168	220
1975	7	4	14	6	216	247
1976	13	10	14	15	245	297
1977	8	6	15	14	69	112
1978	4	6	14	7	50	81
1979	9	5	38	10	51	113
1980	3	6	8	9	50	76
1981	13	8	10	13	57	101
1982	8	4	21	7	57	97
1983	9	9	5	10	44	77
1984	7	2	9	10	36	64
1985	14	9	2	4	26	55
1986	10	2	4	8	37	61
1987	9	7	3	8	68	95
1988	4	2	21	12	55	94
1989	7	2	12	2	39	62
1990	7	5	7	8	49	76
1991	5	1	5	8	75	94
1992	2	1	4	2	76	85
1993	3	3	6	2	70	84
1994	3	-	1	2	56	62
1995	1	-	-	-	8	9
1996	-	-	1	-	14	15
1997	3	1	1	-	17	22
Totals 199		102	451	203	2,279	3,234

\*Figures include Royal Irish Regiment (Home Service Battalions).



# APPENDIX 7

**Table 2: Security Situation Incidents 1969-97**

Year	Shootings	Bombings (Explosions/defusings)	Incendiaries (Ignitions/defusings)
1969	73	10	-
1970	213	170	-
1971	1,756	1,515	-
1972	10,631	1,853	-
1973	5,019	1,520	-
1974	3,208	1,113	270
1975	1,803	635	56
1976	1,908	1,192	236
1977	1,081	535	608
1978	755	633	115
1979	728	564	60
1980	642	400	2
1981	1,142	529	49
1982	547	332	36
1983	424	367	43
1984	334	248	10
1985	238	215	36
1986	392	254	21
1987	674	384	9
1988	538	458	8
1989	566	420	7
1990	557	286	33
1991	499	368	237
1992	506	371	126
1993	476	289	61
1994	348	222	115
1995	50	2	10
1996	125	25	4
1997	225	93	9
<b>Totals</b>	<b>35,458</b>	<b>15,003</b>	<b>2,161</b>

# APPENDIX 7

**Table 3: Firearms and Explosives Finds 1969-97**

Year	Firearms	Explosives (kgs)
1969	14	102
1970	324	305
1971	716	1,246
1972	1,259	18,819
1973	1,313	17,426
1974	1,236	11,848
1975	820	4,996
1976	736	9,849
1977	563	1,728
1978	393	956
1979	300	905
1980	203	821
1981	357	3,419
1982	288	2,298
1983	166	1,706
1984	187	3,871
1985	173	3,344
1986	174	2,443
1987	206	5,885
1988	489	4,728
1989	246	1,377
1990	179	1,969
1991	164	4,167
1992	194	2,167
1993	196	3,944
1994	178	1,285
1995	118	5
1996	98	1,677
1997	105	1,258
<b>Totals</b>	<b>11,395</b>	<b>114,544</b>

**Table 4: Casualties as a Result of Paramilitary Attacks 1988-1997**

Year	Shootings			Assaults			Total Casualties
	Total	By Loyalist Groups	By Republican Groups	Total	By Loyalist Groups	By Republican Groups	
1988	66	34	32	56	21	35	122
1989	161	65	96	51	23	28	212
1990	106	60	46	68	21	47	174
1991	76	40	36	62	22	40	138
1992	133	72	61	74	36	38	207
1993	85	60	25	41	35	6	126
1994	122	68	54	70	38	32	192
1995	3	3	-	217	76	141	220
1996	24	21	3	302	130	172	326
1997	72	46	26	156	78	78	228
<b>Totals</b>	<b>848</b>	<b>469</b>	<b>379</b>	<b>1,097</b>	<b>480</b>	<b>617</b>	<b>1,945</b>

# APPENDIX 7

Table 5: Number of Persons Charged with Terrorist and Serious Public Order Offences 1972-1997

Year	Persons charged
1972 *	531
1973	1,418
1974	1,374
1975	1,197
1976	1,276
1977	1,308
1978	843
1979	670
1980	550
1981	918
1982	686
1983	613
1984	528
1985	522
1986	655
1987	471
1988	440
1989	433
1990	383
1991	404
1992	418
1993	372
1994	349
1995	440
1996	595
1997	405
Totals	17,799

\* From 31.7.72

# APPENDIX 7

Table 6: Persons Killed in Northern Ireland 1969-1997

Year	Security Situation Deaths	Security Situation Deaths - Security Forces	Road Traffic Accident Deaths
1969	14	1	257
1970	25	2	272
1971	174	59	304
1972	470	148	372
1973	252	79	335
1974	220	52	316
1975	247	31	313
1976	297	52	300
1977	112	43	355
1978	81	31	288
1979	113	62	293
1980	76	26	229
1981	101	44	223
1982	97	40	216
1983	77	33	173
1984	64	28	189
1985	55	29	177
1986	61	24	236
1987	95	27	214
1988	94	39	178
1989	62	23	181
1990	76	27	185
1991	94	19	185
1992	85	9	150
1993	84	14	143
1994	62	6	157
1995	9	1	144
1996	15	1	142
1997	22	5	144
Totals	3234	955	6671

# APPENDIX 8

## Road Traffic Statistics

**Table 1: Road Traffic Injury Accidents and Casualties 1988-1997**

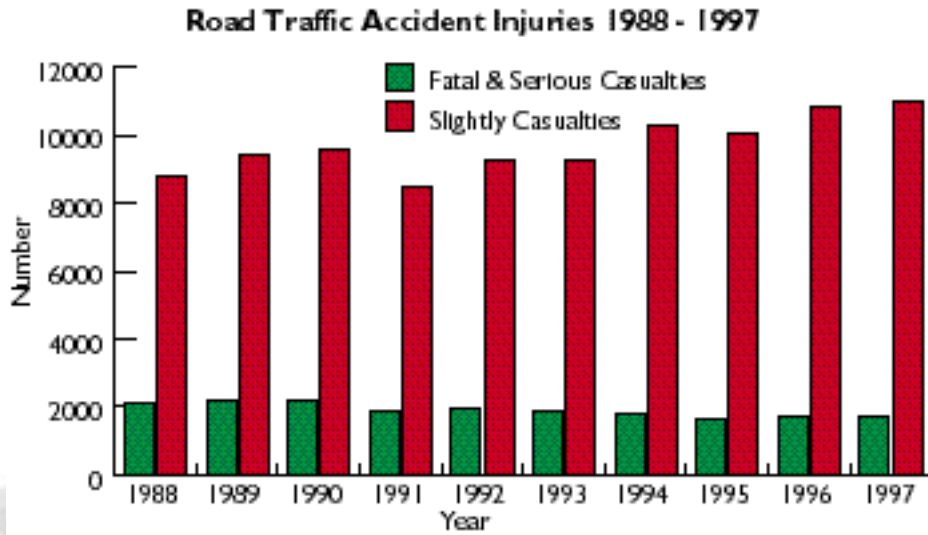
Year	Number of accidents	Killed	Seriously Injured	Slightly Injured	Total Casualties
1988	6,943	178	1,969	8,820	10,967
1989	7,199	181	2,014	9,416	11,611
1990	7,159	185	1,993	9,583	11,761
1991	6,171	185	1,648	8,481	10,314
1992	6,650	150	1,841	9,273	11,264
1993	6,517	143	1,725	9,232	11,100
1994	6,783	157	1,648	10,289	12,094
1995	6,792	144	1,532	10,049	11,725
1996	7,093	142	1,599	10,834	12,575
1997	7,192	144	1,548	11,006	12,698

**Table 2: Road Traffic Accident Casualties by Severity of Injury and Type of Road User\* 1988-1997**

Fatalities										
Class of road user	1988	1989	1990	1991	1992	1993	1994	1995	1996	1997
Drivers of motor vehicles	55	67	61	62	45	55	53	48	62	54
Motor cyclists	11	18	12	17	11	16	10	8	7	15
Pedal cyclists	4	9	11	9	7	6	6	4	5	4
Pedestrians	59	49	60	45	47	42	45	47	42	37
Pillion passengers	-	1	-	1	-	1	-	1	-	1
Passengers	45	35	38	49	38	21	43	36	25	32
Other road users	4	2	3	2	2	2	-	-	1	1
<b>Totals</b>	<b>178</b>	<b>181</b>	<b>185</b>	<b>185</b>	<b>150</b>	<b>143</b>	<b>157</b>	<b>144</b>	<b>142</b>	<b>144</b>
Serious Injuries										
Class of road user	1988	1989	1990	1991	1992	1993	1994	1995	1996	1997
Drivers of motor vehicles	678	716	702	625	699	659	621	609	674	631
Motor cyclists	159	142	134	121	115	83	85	99	72	80
Pedal cyclists	94	73	82	62	80	53	63	68	54	58
Pedestrians	451	450	466	370	367	373	368	317	320	307
Pillion passengers	22	19	20	16	15	12	10	7	9	10
Passengers	552	603	574	449	555	535	491	421	462	455
Other road users	13	11	15	5	10	10	10	11	8	7
<b>Totals</b>	<b>1,969</b>	<b>2,014</b>	<b>1,993</b>	<b>1,648</b>	<b>1,841</b>	<b>1,725</b>	<b>1,648</b>	<b>1,532</b>	<b>1,599</b>	<b>1,548</b>
Slight Injuries										
Class of road user	1988	1989	1990	1991	1992	1993	1994	1995	1996	1997
Drivers of motor vehicles	3,775	4,129	4,250	3,863	4,178	4,339	4,831	4,791	5,147	5,280
Motor cyclists	287	334	288	212	196	151	152	141	137	178
Pedal cyclists	303	293	306	270	299	223	243	313	300	277
Pedestrians	1,076	990	1,012	819	933	860	858	865	894	858
Pillion passengers	32	42	32	28	11	16	10	17	14	18
Passengers	3,306	3,576	3,635	3,266	3,623	3,619	4,149	3,877	4,277	4,336
Other road users	41	52	60	23	33	24	46	45	65	59
<b>Totals</b>	<b>8,820</b>	<b>9,416</b>	<b>9,583</b>	<b>8,481</b>	<b>9,273</b>	<b>9,232</b>	<b>10,289</b>	<b>10,049</b>	<b>10,834</b>	<b>11,006</b>

\* Passengers include pedal cycle passengers. Other road users include drivers and passengers of "other vehicles" (eg tractors, refuse vehicles, invalid carriages and horse-drawn vehicles).

# APPENDIX 8



**Table 3: Road Traffic Accidents Involving Child Casualties (under 16) 1988-97**

Year	Number of Accidents	Killed	Seriously Injured	Slightly Injured	Total Casualties
1988	1,425	28	342	1,256	1,626
1989	1,443	18	348	1,338	1,704
1990	1,475	30	353	1,396	1,779
1991	1,271	22	286	1,228	1,536
1992	1,402	13	322	1,332	1,667
1993	1,304	17	285	1,269	1,571
1994	1,400	24	299	1,426	1,749
1995	1,385	19	244	1,456	1,719
1996	1,437	15	270	1,584	1,869
1997	1,364	13	251	1,442	1,706

# APPENDIX 8

**Table 4: Child Casualties (under 16) due to Road Traffic Accidents by Severity of Injury and Age 1997**

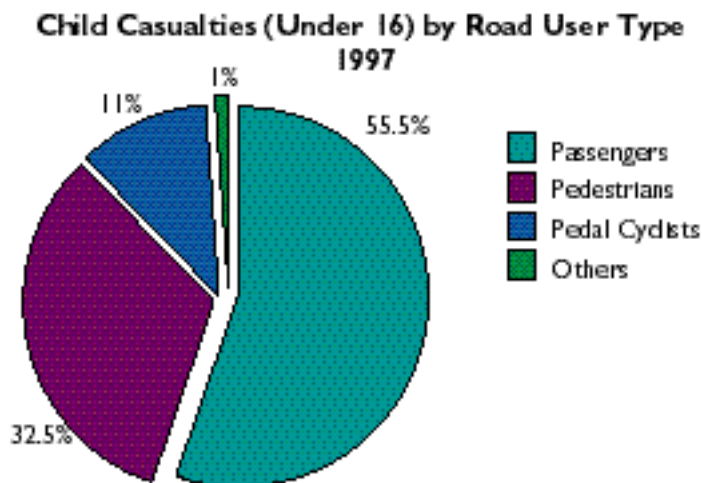
Fatalities					
Age group	Pedestrians	Pedal cyclists	Passengers*	Others**	Totals
Under 5 years	3	-	3	-	6
5 years - 10 years	2	2	-	-	4
11 years - 15 years	1	1	1	-	3
<b>Totals</b>	<b>6</b>	<b>3</b>	<b>4</b>	<b>-</b>	<b>13</b>

Serious Injuries					
Age group	Pedestrians	Pedal cyclists	Passengers*	Others**	Totals
Under 5 years	32	1	14	-	47
5 years - 10 years	64	20	16	-	100
11 years - 15 years	50	16	33	5	104
<b>Totals</b>	<b>146</b>	<b>37</b>	<b>63</b>	<b>5</b>	<b>251</b>

Slight Injuries					
Age group	Pedestrians	Pedal cyclists	Passengers*	Others**	Totals
Under 5 years	68	6	145	-	219
5 years - 10 years	190	73	352	3	618
11 years - 15 years	145	68	387	5	605
<b>Totals</b>	<b>403</b>	<b>147</b>	<b>884</b>	<b>8</b>	<b>1,442</b>

\* "Passengers" include pedal cycle passengers.

\*\* Others include drivers of motor vehicles, riders and pillion passengers on motor cycles and drivers and passengers of "other vehicles" (eg tractors, refuse vehicles, invalid carriages and horse-drawn vehicles).



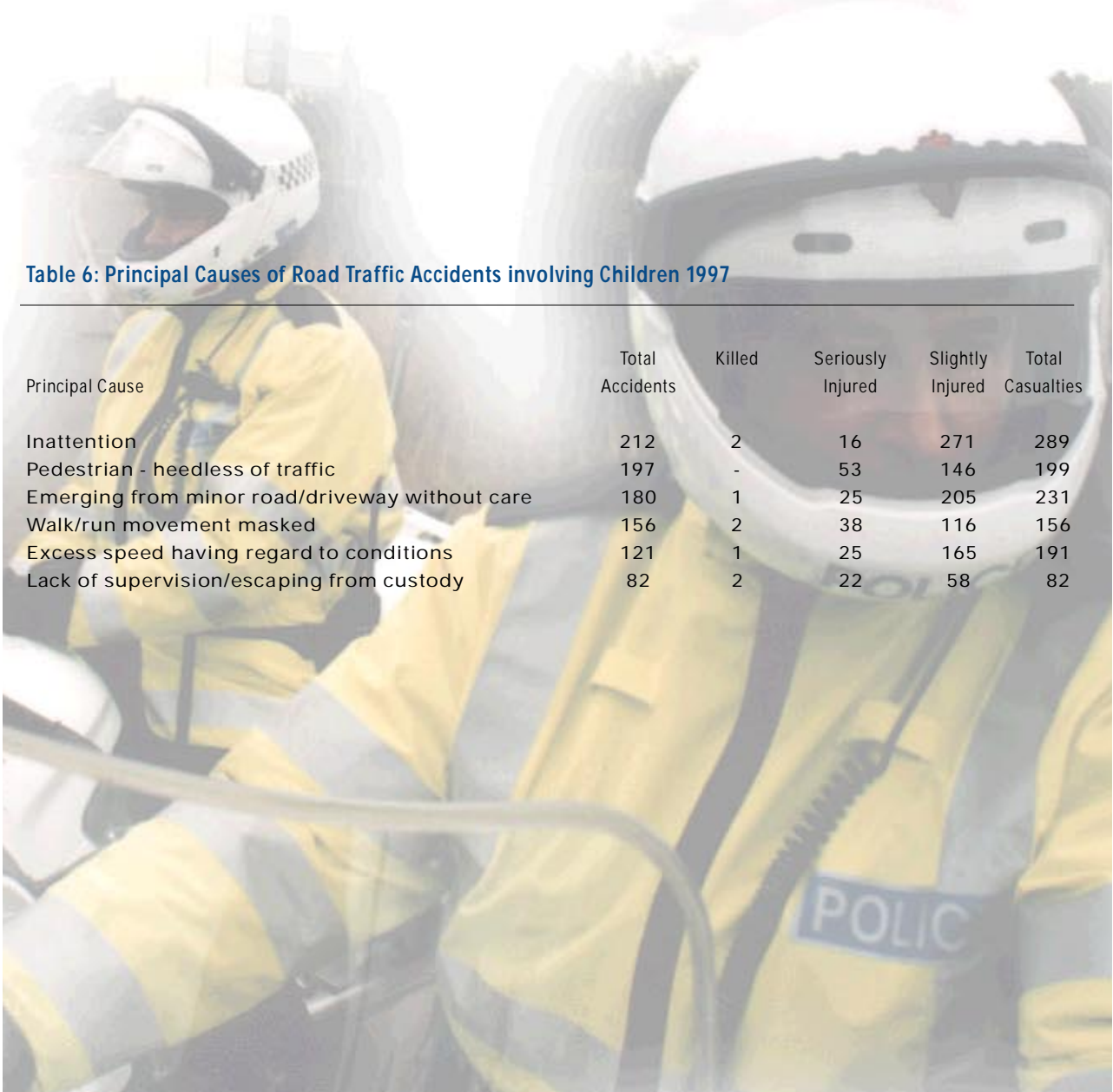
# APPENDIX 8

**Table 5: Principal Causes of Road Traffic Injury Accidents 1997**

Principal Cause	Total Accidents	Killed	Seriously Injured	Slightly Injured	Total Casualties
Inattention	1,381	12	125	2,330	2,467
Excess speed having regard to conditions	1,059	43	375	1,705	2,123
Emerging from minor road/driveway without care	990	4	161	1,659	1,824
Alcohol or Drugs (all road users)	510	44	182	700	926
Turning right without care	397	4	89	730	823
Overtaking without care	359	8	116	554	678
Pedestrian - heedless of traffic	342	5	87	283	375
Driving too close	291	-	14	558	572

**Table 6: Principal Causes of Road Traffic Accidents involving Children 1997**

Principal Cause	Total Accidents	Killed	Seriously Injured	Slightly Injured	Total Casualties
Inattention	212	2	16	271	289
Pedestrian - heedless of traffic	197	-	53	146	199
Emerging from minor road/driveway without care	180	1	25	205	231
Walk/run movement masked	156	2	38	116	156
Excess speed having regard to conditions	121	1	25	165	191
Lack of supervision/escaping from custody	82	2	22	58	82





# APPENDIX 9

## Establishment and Strength

Table 1: Establishment and Strength of the Royal Ulster Constabulary on 31 December 1997

	Establishment	Effective Strength
Chief Constable	1	1
Deputy Chief Constable	2	1
Assistant Chief Constable	9	7
Chief Superintendent	-	16
Superintendent	161	137
Chief Inspector	168	164
Inspector	491	481
Sergeant	1,414	1,393
Constable	6,243	6,285
Total Regulars	8,489	8,485
Royal Ulster Constabulary Reserve Full-Time	3,202	2,982
Royal Ulster Constabulary Reserve Part-Time	1,765	1,324

# APPENDIX 9

Table 2: Retirements and Removals 1996-97 - Royal Ulster Constabulary

Year	Not entitled to pension or gratuity							Resigned or discharged with pension or gratuity					Totals			
	Resigned							Discharged			Pension	Age/Extended Age Limit		Medical	Transferred to other police forces	Died
	Under 1 year	> = 1 year and < 2 years	> = 2 years and < 5 years	> = 5 years and < 10 years	> = 10 years and < 15 years	> = 15 years and < 20 years	> = 20 years and < 25 years	Probationary Period	Dismissed	Required to Resign						
<b>Male</b>																
1996	-	-	1	-	1	1	-	-	1	4	33	51	96	2	8	198
1997	2	1	2	3	2	1	-	2	2	3	45	41	82	-	15	201
<b>Female</b>																
1996	1	-	2	-	-	-	-	-	-	-	-	-	15	-	-	18
1997	-	-	1	-	-	-	-	-	-	-	2	-	15	-	1	19
<b>Total</b>																
1996	1	-	3	-	1	1	-	-	1	4	33	51	111	2	8	216
1997	2	1	3	3	2	1	-	2	2	3	47	41	97	-	16	220

Table 3: Retirements and Removals 1996-97 - Royal Ulster Constabulary Reserve (Full-Time)

Year	Resigned	Joined RUC	Age/Extended Age Limit	Contract not Renewed	Discharged			Medical	Died	Totals
					Probationary Period	Dismissed	Required to Resign			
<b>Male</b>										
1996	17	86	37	8	-	-	2	40	6	196
1997	9	114	35	2	-	-	-	39	5	204
<b>Female</b>										
1996	-	3	1	-	-	-	-	-	-	4
1997	2	9	-	-	-	-	-	-	-	11
<b>Total</b>										
1996	17	89	38	8	-	-	2	40	6	200
1997	11	123	35	2	-	-	-	39	5	215

# APPENDIX 10

## Complaints Statistics

Table 1: Complaints Against the Police Initially Recorded

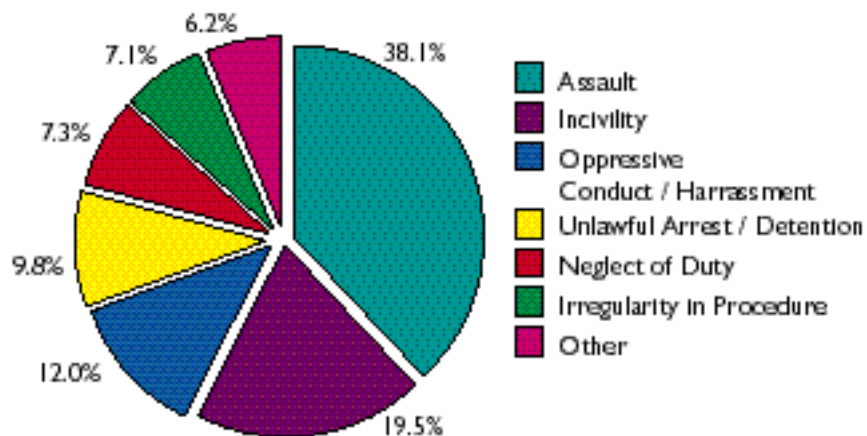
Type of Complaint	1995	1996	1997
Assault	2,007	2,106	2,135
Incivility	664	680	1,091
Harassment	387	423	674
Irregularity re procedure	313	331	395
Neglect of duty	292	330	409
Unlawful arrest/detention	292	254	548
Other	83	112	132
Irregularity re search premises	77	89	109
Mishandling of property	53	47	32
Irregularity re evidence/perjury	39	15	34
Traffic offence	41	35	29
Corrupt practice	13	2	4
Discriminant behaviour	3	5	10
Totals	4,264	4,429	5,602

# APPENDIX 10

**Table 2: Outcome of Complaints Against the Police Completed during 1997**

Offence Alleged	Substantiated	Not Substantiated	Informally Resolved	Withdrawn	Incapable of Investigation	Totals
Assault	11	775	51	640	603	2,080
Incivility	12	356	297	99	399	1,163
Oppressive conduct/harassment	1	108	157	47	121	434
Irregularity in procedure	9	141	74	44	47	315
Neglect of duty	30	138	134	38	54	394
Unlawful arrest/detention	5	99	4	28	438	574
Other	6	113	3	27	75	224
Irreg search premises	-	32	30	8	37	107
Mishandling of property	-	21	3	9	6	39
Irreg re evidence/perjury	2	35	-	5	7	49
Traffic offence	1	20	10	5	3	39
Corrupt practice	-	1	-	1	1	3
Discrim behaviour	-	-	4	2	6	12
<b>Totals</b>	<b>77</b>	<b>1,839</b>	<b>767</b>	<b>953</b>	<b>1,797</b>	<b>5,433</b>

**Complaints Recorded in 1997**





# APPENDIX 11

## Crime 1997/98

Table 1: Notifiable Offences Recorded and Cleared

	Total offences recorded in 1997/98	Total offences recorded in 1996/97	Total offences cleared in 1997/98	Total offences cleared in 1996/97
<b>Offences against the person</b>				
Murder	47	40	29	25
Manslaughter	2	4	-	4
Infanticide	-	-	-	-
Attempted murder	113	88	46	39
Threat or conspiracy to murder	303	241	251	206
Child destruction	-	-	-	-
Causing death by reckless driving	31	11	14	9
Wounding with intent/GBH with intent	164	268	113	106
Wounding/GBH/AOABH	3,719	4,278	2,352	2,712
Explosives offences endangering life	28	29	7	9
Endangering life at sea/ railway passengers	-	1	-	-
Firearms offences endangering life	66	54	47	28
Intimidation	349	464	77	133
Other offences against the person	145	179	136	130
<b>Totals</b>	<b>4,967</b>	<b>5,657</b>	<b>3,072</b>	<b>3,401</b>
<b>Sexual offences</b>				
Rape	242	271	221	207
Attempted rape	29	28	27	20
Buggery	43	60	45	68
Attempt to commit buggery, etc	14	6	9	6
Unlawful carnal knowledge of a girl under 14 years	11	39	16	40
Unlawful carnal knowledge of a girl 14 years and under 17 years	143	207	139	200
Indecent assault on a female	598	680	513	576
Indecent assault on a male	134	233	123	219
Indecency between males	20	46	49	21
Indecent conduct towards a child	41	76	37	52
Incest	6	12	4	13
Abduction	2	-	1	-
Other sexual offences	14	13	10	11
<b>Totals</b>	<b>1,297</b>	<b>1,671</b>	<b>1,194</b>	<b>1,433</b>
<b>Burglary</b>				
Burglary - dwelling	7,014	7,745	1,162	1,268
Aggravated burglary - dwelling	141	168	49	55
Burglary other than dwelling	6,420	7,453	1,057	1,219
Aggravated burglary other than in a dwelling	6	4	4	1
Going equipped for stealing	143	153	142	148
<b>Totals</b>	<b>13,724</b>	<b>15,523</b>	<b>2,414</b>	<b>2,691</b>

# APPENDIX 11

**Table 1: Notifiable Offences Recorded and Cleared (continued)**

	Total offences recorded in 1997/98	Total offences recorded in 1996/97	Total offences cleared in 1997/98	Total offences cleared in 1996/97
<b>Robbery</b>				
Robbery	436	619	96	123
Assault with intent to rob	1	1	-	-
Armed robbery	594	673	139	131
Conspiracy to rob	-	1	-	1
Hijacking	542	447	21	23
<b>Totals</b>	<b>1,573</b>	<b>1,741</b>	<b>256</b>	<b>278</b>
<b>Theft</b>				
Theft, one person from another	209	216	29	47
Theft in a dwelling	580	599	251	329
Theft by an employee	323	390	278	319
Theft or unauthorised taking of mail	11	18	5	2
Theft of pedal cycles	1,273	1,501	105	180
Theft from motor vehicles	4,958	6,429	318	587
Shoplifting	4,702	4,717	3,307	3,799
Theft from machines and meters	45	95	47	97
Theft or unauthorised taking of motor vehicles	8,090	8,674	1,122	1,280
Handling of stolen goods	425	537	447	516
Other thefts	7,702	8,746	1,449	1,738
<b>Totals</b>	<b>28,318</b>	<b>31,922</b>	<b>7,358</b>	<b>8,894</b>
<b>Frauds and forgery</b>				
Deception	1,951	2,440	1,326	1,757
Forgery and counterfeiting	353	352	157	134
Making off without payment	1,276	1,071	553	530
Other frauds	40	35	38	21
<b>Totals</b>	<b>3,620</b>	<b>3,898</b>	<b>2,074</b>	<b>2,442</b>
<b>Criminal damage</b>				
Arson	1,186	1,500	161	186
Explosives offences	29	11	5	2
Other criminal damage offences	3,558	3,408	1,152	1,104
<b>Totals</b>	<b>4,773</b>	<b>4,919</b>	<b>1,318</b>	<b>1,292</b>
<b>Offences against the State</b>				
Offences under the Northern Ireland (Emergency Provisions) Act	31	59	29	60
Firearms offences	49	48	24	29
Other offences against public order	377	329	312	261
<b>Totals</b>	<b>457</b>	<b>436</b>	<b>365</b>	<b>350</b>
<b>Other notifiable offences</b>				
Blackmail	30	54	15	29
Perjury	2	2	3	1
Kidnapping and false imprisonment	50	59	27	28
Drug offences (Total)	1,105	1,021	1,069	950
Other notifiable offences	6	18	9	12
<b>Totals</b>	<b>1,193</b>	<b>1,154</b>	<b>1,123</b>	<b>1,020</b>
<b>Grand Totals</b>	<b>59,922</b>	<b>66,921</b>	<b>19,174</b>	<b>21,801</b>

# APPENDIX 11

**Table 2: Notifiable Offences originating in 1997/98 and Total Number of Offences Cleared in 1997/98 by Division**

Division	Offences against the person	Sexual offences	Burglary	Robbery	Theft	Frauds and forgery	Criminal damage	Offences against the state	Other notifiable offences	Totals
A Recorded	558	97	1,930	258	6,120	589	510	51	145	10,258
Cleared	267	79	344	58	1,676	353	158	38	126	3,099
B Recorded	719	173	865	230	3,385	563	557	94	174	6,760
Cleared	441	151	118	15	636	170	116	82	161	1,890
D Recorded	790	170	2,402	302	4,277	525	604	67	181	9,318
Cleared	414	166	331	54	993	308	130	55	170	2,621
E Recorded	262	113	1,573	117	3,122	328	291	15	132	5,953
Cleared	184	94	232	28	710	191	78	13	132	1,662
G Recorded	297	137	1,142	55	2,022	220	467	28	54	4,422
Cleared	227	145	206	18	546	141	153	14	53	1,503
H Recorded	293	60	644	175	1,088	168	316	14	41	2,799
Cleared	180	44	152	13	260	115	81	11	21	877
J Recorded	346	81	836	100	1,729	196	389	47	107	3,831
Cleared	222	69	161	8	418	126	104	30	97	1,235
K Recorded	293	58	436	44	732	176	262	19	32	2,052
Cleared	210	59	74	3	220	115	73	9	37	800
L Recorded	321	115	960	30	1,210	241	310	22	60	3,269
Cleared	266	127	195	7	428	173	107	15	69	1,387
N Recorded	624	130	1,150	144	1,716	295	508	53	68	4,688
Cleared	315	110	226	24	578	158	142	44	52	1,649
O Recorded	199	49	844	54	1,463	167	288	24	72	3,160
Cleared	148	39	175	11	452	127	104	30	73	1,159
P Recorded	265	114	942	64	1,454	152	271	23	127	3,412
Cleared	198	111	200	17	441	97	72	24	132	1,292
<b>Totals</b>										
Recorded	4,967	1,297	13,724	1,573	28,318	3,620	4,773	457	1,193	59,922
Cleared	3,072	1,194	2,414	256	7,358	2,074	1,318	365	1,123	19,174



# APPENDIX 11

**Table 3: Notifiable Offences Recorded and Cleared in 1997/98 - By Method of Clearance and Division**

Division	Offences Recorded	Offences cleared	Offences where person charged	Offences taken into consideration	Offences where person cautioned #	Offences where person under age *	Offences where complainant declined to prosecute	Otherwise disposed of
A	10,258	3,099	1,756	39	659	9	509	127
B	6,760	1,890	918	10	252	3	535	172
D	9,318	2,621	1,448	78	396	18	515	166
E	5,953	1,662	907	71	277	7	360	40
G	4,422	1,503	768	35	195	15	408	82
H	2,799	877	357	58	97	11	300	54
J	3,831	1,235	636	32	165	7	308	87
K	2,052	800	360	8	63	4	266	99
L	3,269	1,387	683	26	171	13	306	188
N	4,688	1,649	729	43	272	1	487	117
O	3,160	1,159	661	22	172	10	202	92
P	3,412	1,292	660	83	154	5	313	77
Totals	59,922	19,174	9,883	505	2,873	103	4,509	1,301

This does not indicate the number of persons made amenable but shows the number of recordable offences where persons were made amenable. In some cases more than one person may be made amenable for one offence.

# Including juvenile advice and warning.

\* Under 10 years old.

**Table 4: Persons Proceeded Against at Magistrates' Courts 1997/98 by Police Division**

Division	Persons proceeded against	Gender		Persons found guilty	Persons found not guilty or charge withdrawn	Persons committed for trial*
		M	F			
A	3,758	3,243	515	3,326	427	5
B	3,121	2,804	317	2,765	333	23
D	5,029	4,439	590	4,464	492	73
E	3,340	2,892	448	3,060	265	15
G	2,350	2,042	308	2,020	319	11
H	1,910	1,654	256	1,614	254	42
J	2,629	2,292	337	2,307	307	15
K	2,037	1,790	247	1,619	361	57
L	2,602	2,296	306	2,203	323	76
N	3,118	2,810	308	2,587	471	60
O	2,224	1,948	276	1,870	315	39
P	1,929	1,701	228	1,654	213	62
Totals	34,047	29,911	4,136	29,489	4,080	478

This table does not include prosecutions brought by Government Departments or Local Authorities nor does it include cases dealt with by fixed penalty notices.

\* Includes persons committed for trial who have already been dealt with for other offences in Magistrates' Courts.

# APPENDIX 11

**Table 5: Persons Proceeded Against at Magistrates' Courts 1997/98 by Offence Type**

Offence Type	Persons proceeded against	Gender		Persons found guilty	Persons found not guilty or charge withdrawn	Persons committed for trial*
		M	F			
Offences against the person	1,774	1,602	172	1,346	293	135
Sexual offences	161	155	6	62	45	54
Burglary	825	785	40	629	168	28
Robbery	67	65	2	11	10	46
Theft	3,022	2,419	603	2,480	484	58
Fraud	527	413	114	426	86	15
Criminal damage	1,516	1,409	107	1,116	355	45
Offences against the State	199	185	14	160	36	3
Other notifiable offences	719	683	36	550	82	87
<b>TOTAL NOTIFIABLE OFFENCES</b>	<b>8,810</b>	<b>7,716</b>	<b>1,094</b>	<b>6,780</b>	<b>1,559</b>	<b>471</b>
SUMMARY OFFENCES OTHER THAN						
MOTORING OFFENCES	5,583	4,959	624	4,544	1,038	1
MOTORING OFFENCES						
Drink related offences	2,479	2,232	247	2,381	98	-
Speeding offences	2,888	2,561	327	2,820	68	-
Careless driving	3,689	3,073	616	3,302	384	3
Other motoring offences	10,598	9,370	1,228	9,662	933	3
<b>TOTAL MOTORING OFFENCES</b>	<b>19,654</b>	<b>17,236</b>	<b>2,418</b>	<b>18,165</b>	<b>1,483</b>	<b>6</b>
<b>Totals</b>	<b>34,047</b>	<b>29,911</b>	<b>4,136</b>	<b>29,489</b>	<b>4,080</b>	<b>478</b>

\*Includes persons committed for trial who have already been dealt with for other offences in Magistrates' Courts.

**Table 6: Persons Proceeded Against at Crown Courts 1997/98**

Offence Type	Persons proceeded against	Gender		Persons found guilty	Persons found not guilty or charge withdrawn
		M	F		
Offences against the person	242	230	12	204	38
Sexual offences	84	82	2	68	16
Burglary	54	52	2	54	-
Robbery	141	139	2	127	14
Theft	118	96	22	107	11
Fraud	54	49	5	50	4
Criminal damage	69	68	1	65	4
Offences against the state	15	15	-	14	1
Other notifiable offences	267	245	22	260	7
<b>Totals</b>	<b>1,044</b>	<b>976</b>	<b>68</b>	<b>949</b>	<b>95</b>

# APPENDIX 11

## Police and Criminal Evidence (PACE) Order: Persons and Vehicles Searched 1997

**Table 7: Persons and Vehicles Searched April 1997 - March 1998**

	Stolen Property		Firearms		Offensive Weapon		Going Equipped		Others		Total	
APRIL	114	25	7	1	33	3	26	9	13	2	193	40
MAY	72	11	16	1	2	1	7	1	9	4	106	18
JUNE	88	19	10	-	10	3	8	2	12	2	128	26
JULY	55	20	11	-	19	5	21	4	17	5	123	34
AUGUST	55	10	1	-	5	-	2	1	35	6	98	17
SEPTEMBER	49	7	-	-	9	1	13	1	23	1	94	10
OCTOBER	49	7	1	-	3	1	14	1	5	-	72	9
NOVEMBER	80	5	3	-	5	1	24	3	2	1	114	10
DECEMBER	90	8	8	-	6	2	8	5	11	2	123	17
JANUARY	63	11	3	-	12	6	8	2	19	3	105	22
FEBRUARY	104	28	13	2	17	5	12	5	20	-	166	40
MARCH	82	24	5	-	13	2	16	3	1	-	117	29
<b>TOTALS</b>	<b>901</b>	<b>175</b>	<b>78</b>	<b>4</b>	<b>134</b>	<b>30</b>	<b>159</b>	<b>37</b>	<b>167</b>	<b>26</b>	<b>1,439</b>	<b>272</b>



Searched



Arrested as a result of search

### Intimate Searches

Two intimate searches were carried out during 1997/98.

### Extended Detention

During 1997/98, 18 persons were detained in police custody for more than 24 hours and released without charge.

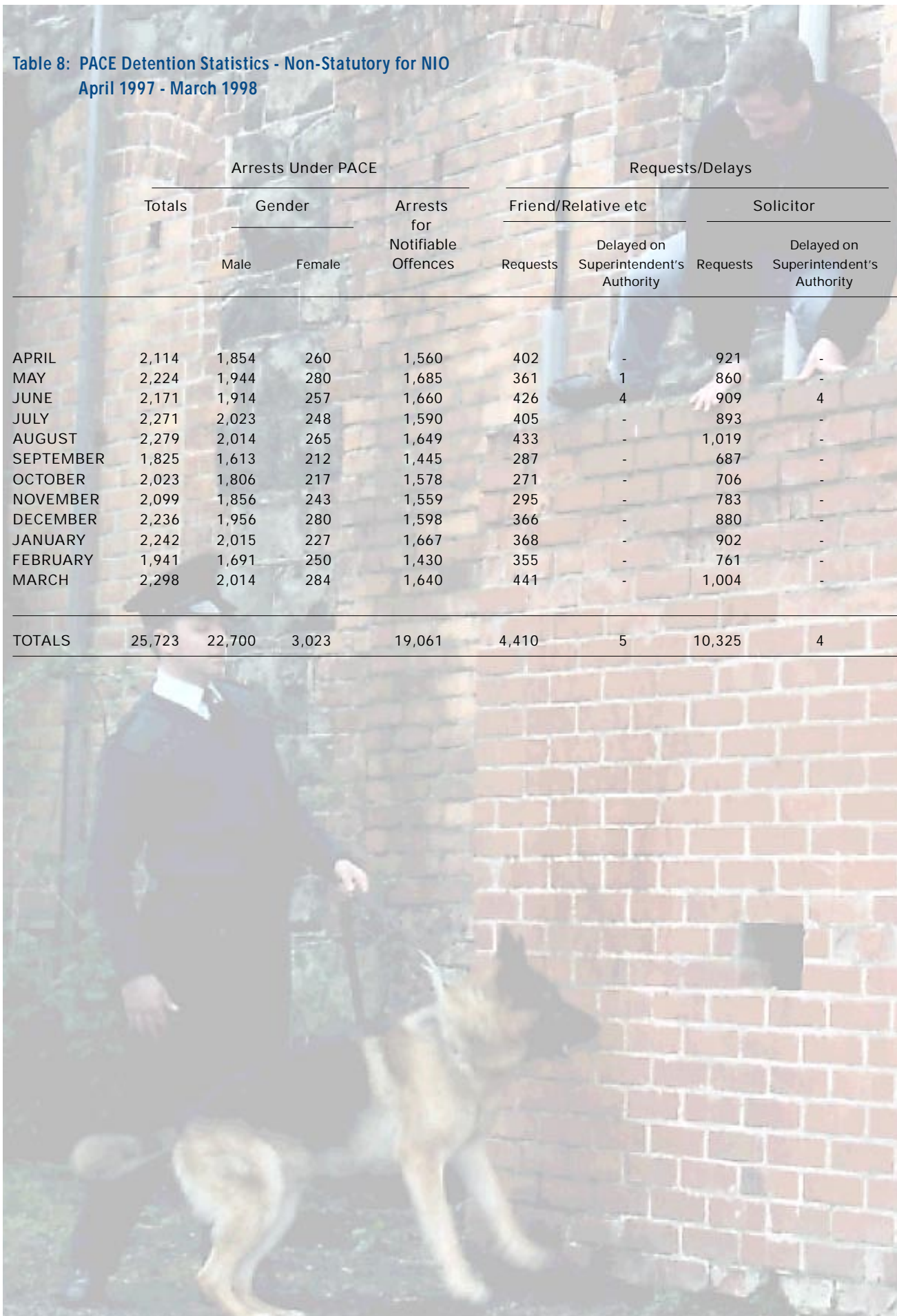
There were 21 applications to Magistrates' Courts for warrants of further detention, all of which were granted.

Fifteen persons were subsequently charged.

# APPENDIX 11

**Table 8: PACE Detention Statistics - Non-Statutory for NIO  
April 1997 - March 1998**

	Arrests Under PACE				Requests/Delays			
	Totals	Gender		Arrests for Notifiable Offences	Friend/Relative etc		Solicitor	
		Male	Female		Requests	Delayed on Superintendent's Authority	Requests	Delayed on Superintendent's Authority
APRIL	2,114	1,854	260	1,560	402	-	921	-
MAY	2,224	1,944	280	1,685	361	1	860	-
JUNE	2,171	1,914	257	1,660	426	4	909	4
JULY	2,271	2,023	248	1,590	405	-	893	-
AUGUST	2,279	2,014	265	1,649	433	-	1,019	-
SEPTEMBER	1,825	1,613	212	1,445	287	-	687	-
OCTOBER	2,023	1,806	217	1,578	271	-	706	-
NOVEMBER	2,099	1,856	243	1,559	295	-	783	-
DECEMBER	2,236	1,956	280	1,598	366	-	880	-
JANUARY	2,242	2,015	227	1,667	368	-	902	-
FEBRUARY	1,941	1,691	250	1,430	355	-	761	-
MARCH	2,298	2,014	284	1,640	441	-	1,004	-
<b>TOTALS</b>	<b>25,723</b>	<b>22,700</b>	<b>3,023</b>	<b>19,061</b>	<b>4,410</b>	<b>5</b>	<b>10,325</b>	<b>4</b>



# APPENDIX 11

Table 9: Drugs

Drugs seized	1997/98
Cocaine	470.5 gms powder 4 wraps
'Crack' Cocaine	62.5 gms powder
MDMA (Ecstasy)	85,600 tablets 26.25 gms powder 169 capsules
LSD	111,676 doses 0 microdots
Opiates (inc Heroin)	144.3 gms 1,104 tablets 20 ampules
Cannabis	413.7 kilos (resin) 38.4 kilos (herbal) 167 plants 1.0 gm oil 186 joints
Amphetamines	25.1 kilos powder 46 wraps (powder) 53 tablets
Arrests	1,051

## Public Order 1997/98

**Table 1: Number of Deaths due to the Security Situation 1995/96 - 1997/98**

Year	RUC	RUCR	Army	UDR/ RIR*	Civilian	Totals
1995/96	-	-	-	-	12	12
1996/97	-	-	2	-	12	14
1997/98	3	1	-	-	29	33

\*Figures include Royal Irish Regiment (Home Service Battalions).

**Table 2: Security Situation Statistics 1995/96 - 1997/98**

Year	Shootings	Bombings (Explosions/defusings)	Incendiaries (Ignitions/defusings)
1995/96	65	-	7
1996/97	140	65	7
1997/98	245	91	6

**Table 3: Firearms and Explosives Finds 1995/96 - 1997/98**

Year	Firearms	Explosives (kgs)
1995/96	116	6.4
1996/97	103	2,462.6
1997/98	97	661.7

# APPENDIX 12

**Table 4: Casualties as a Result of Paramilitary Attacks 1995/96 - 1997/98**

Year	Shootings			Assaults			Total Casualties
	Total	By Loyalist Groups	By Republican Groups	Total	By Loyalist Groups	By Republican Groups	
1995/96	6	6	-	246	90	156	252
1996/97	41	37	4	291	125	166	332
1997/98	73	33	40	125	70	55	198

**Table 5: Number of Persons Charged with Terrorist and Serious Public Order Offences 1995/96 - 1997/98**

Year	Persons charged
1995/96	476
1996/97	591
1997/98	423

**Table 6: Parades Statistics 1997/98**

	Loyalist	Nationalist	Other	Totals
Legal Parades	2,649	233	559	3,441
Illegal Parades	1	13	-	14
Parades Re-routed	20	1	-	21
Parades with other conditions imposed	12	8	-	20
Parades at which disorder occurred	6	1	-	7
Parades Banned	-	-	-	-



# APPENDIX 13

## Road Traffic 1997/98

**Table 1: Road Traffic Accidents Involving Death and Injury 1995/96 - 1997/98**

Year	Number of Accidents	Killed	Seriously Injured	Slightly Injured	Total Casualties
1995/96	6,690	139	1,543	9,910	11,592
1996/97	7,325	153	1,645	11,237	13,035
1997/98	7,081	143	1,526	10,912	12,581

**Table 2: Casualties due to Road Traffic Accidents 1995/96 - 1997/98**

Fatalities			
Class of road user	1995/96	1996/97	1997/98
Drivers of motor vehicles	50	62	51
Motor cyclists	6	8	16
Pedal cyclists	3	5	7
Pedestrians	42	44	32
Pillion passengers	1	-	2
Passengers	37	33	34
Other road users	-	1	1
<b>Totals</b>	<b>139</b>	<b>153</b>	<b>143</b>

Serious Injuries			
Class of road user	1995/96	1996/97	1997/98
Drivers of motor vehicles	596	717	619
Motor cyclists	104	64	89
Pedal cyclists	66	51	59
Pedestrians	327	313	292
Pillion passengers	8	11	9
Passengers	432	481	449
Other road users	10	8	9
<b>Totals</b>	<b>1,543</b>	<b>1,645</b>	<b>1,526</b>

Slight Injuries			
Class of road user	1995/96	1996/97	1997/98
Drivers of motor vehicles	4,704	5,396	5,174
Motor cyclists	139	149	177
Pedal cyclists	305	292	277
Pedestrians	892	885	870
Pillion passengers	19	12	17
Passengers	3,810	4,427	4,334
Other road users	41	76	63
<b>Totals</b>	<b>9,910</b>	<b>11,237</b>	<b>10,912</b>

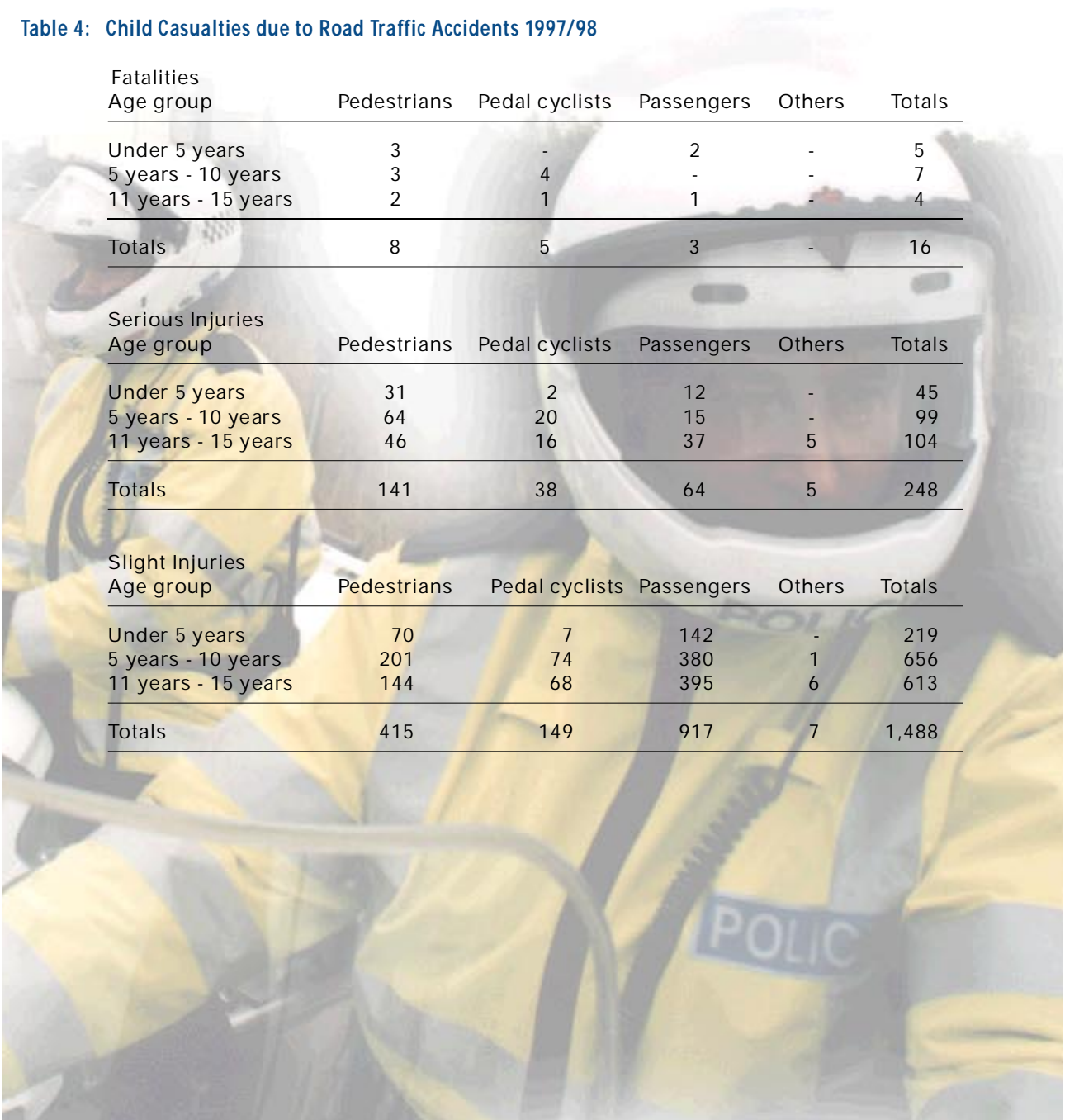
# APPENDIX 13

**Table 3: Road Traffic Accidents Involving Child Casualties ( under 16) 1995/96 - 1997/98**

Year	Number of Accidents	Killed	Seriously Injured	Slightly Injured	Total Casualties
1995/96	1,385	18	248	1,448	1,714
1996/97	1,419	14	273	1,578	1,865
1997/98	1,398	16	248	1,488	1,752

**Table 4: Child Casualties due to Road Traffic Accidents 1997/98**

Fatalities					
Age group	Pedestrians	Pedal cyclists	Passengers	Others	Totals
Under 5 years	3	-	2	-	5
5 years - 10 years	3	4	-	-	7
11 years - 15 years	2	1	1	-	4
<b>Totals</b>	<b>8</b>	<b>5</b>	<b>3</b>	<b>-</b>	<b>16</b>
Serious Injuries					
Age group	Pedestrians	Pedal cyclists	Passengers	Others	Totals
Under 5 years	31	2	12	-	45
5 years - 10 years	64	20	15	-	99
11 years - 15 years	46	16	37	5	104
<b>Totals</b>	<b>141</b>	<b>38</b>	<b>64</b>	<b>5</b>	<b>248</b>
Slight Injuries					
Age group	Pedestrians	Pedal cyclists	Passengers	Others	Totals
Under 5 years	70	7	142	-	219
5 years - 10 years	201	74	380	1	656
11 years - 15 years	144	68	395	6	613
<b>Totals</b>	<b>415</b>	<b>149</b>	<b>917</b>	<b>7</b>	<b>1,488</b>



# APPENDIX 13

**Table 5: Principal Causes of Road Traffic Injury Accidents 1997/98**

PrincipalCause	Total Accidents	Killed	Seriously Injured	Slightly Injured	Total Casualties
Inattention	1,382	13	121	2,360	2,494
Emerging from minor road/driveway without care	1,003	7	186	1,664	1,857
Excess speed having regard to the conditions	959	39	343	1,557	1,939
Alcohol or drugs (all road users)	497	38	180	700	918
Turning right without care	400	4	99	742	845
Overtaking without care	368	10	109	559	678
Heedless of traffic	333	4	93	265	362
Driving too close	258	-	8	490	498

**Table 6: Principal Causes of Road Traffic Accidents involving Children (under 16) 1997/98**

PrincipalCause	Total Accidents	Killed	Seriously Injured	Slightly Injured	Total Casualties
Inattention	223	2	17	277	296
Heedless of traffic	193	1	57	140	198
Emerging from minor road/driveway without care	180	1	25	202	228
Walk/run movement masked	168	2	33	135	170
Excess speed having regard to the conditions	117	1	26	155	182
Lack of supervision/escaping from custody	88	2	22	64	88

# APPENDIX 14

## Complaints 1997/98

Table 1: Complaints Against the Police Initially Recorded

Type of Complaint	1997/98
Assault	2,119
Incivility	1,044
Harassment	719
Irregularity re procedure	417
Neglect of duty	418
Unlawful arrest/detention	504
Other	122
Irregularity re search premises	108
Mishandling of property	31
Irregularity re evidence/perjury	22
Traffic offence	27
Corrupt practice	4
Discriminant behaviour	10
Total	5,545

# APPENDIX 14

**Table 2: Outcome of Complaints Against the Police Completed during 1997/98**

Offence Alleged	Substantiated	Not Substantiated	Informally Resolved	Withdrawn	Incapable of Investigation	Totals
Assault	10	769	52	676	594	2,101
Incivility	11	336	336	118	441	1,242
Oppressive conduct/harassment	1	100	211	55	143	510
Irregularity in procedure	8	129	154	50	70	411
Neglect of duty	25	144	184	40	50	443
Unlawful arrest/detention	4	92	4	28	471	599
Other	5	105	4	30	88	232
Irregularity in search of premises	-	25	29	7	42	103
Mishandling of property	-	21	1	10	5	37
Irregularity re evidence/perjury	2	35	-	4	9	50
Traffic offence	1	14	14	6	4	39
Corrupt practice	-	2	-	2	1	5
Discriminatory behaviour	-	-	2	2	5	9
<b>Totals</b>	<b>67</b>	<b>1,772</b>	<b>991</b>	<b>1,028</b>	<b>1,923</b>	<b>5,781</b>

# APPENDIX 14

**Table 3: Outcome of Formal Disciplinary Proceedings Heard during 1997/98**

Outcome	Reported by Supervising Officers	Complaints made by the Public
Dismissal	1	-
Required to Resign	4	-
Reduction in Rank	5	-
Reduction in Pay	1	-
Fine	14	-
Reprimand	32	1
Caution	6	-
Found Not Guilty	-	1
Totals	62	2

**Table 4: Referral of Complaint Cases to the Independent Commission for Police Complaints 1997/98**

	1997/98
Cases Referred	3,152
Cases Supervised	464
Mandatory	110
Discretionary	354
Cases of Dispensation Granted	938

# APPENDIX 15

## SUB-DIVISIONAL ADDRESSES AND TELEPHONE NUMBERS

### BELFAST

ANTRIM ROAD  
274-280 Antrim Road  
Belfast BT15 5BB  
Telephone (01232) 650222

CASTLEREAGH  
Alexander Road  
Belfast BT6 9HH  
Telephone (01232) 650222

DONEGALL PASS  
16-18 Donegall Pass  
Belfast BT7 1BS  
Telephone (01232) 650222

DUNMURRY  
103 Kingsway  
Belfast BT17 9NS  
Telephone (01232) 650222

GROSVENOR ROAD  
105-117 Grosvenor Road  
Belfast BT12 4GL  
Telephone (01232) 650222

MOUNTPOTTINGER  
64 Mountpottinger Road  
Belfast BT5 4LQ  
Telephone (01232) 650222

MUSGRAVE STREET  
Musgrave Street  
Belfast BT1 3HX  
Telephone (01232) 650222

NORTH QUEEN STREET  
4-10 North Queen Street  
Belfast BT15 1EL  
Telephone (01232) 650222

STRANDTOWN  
1-5 Dundela Avenue  
Belfast BT4 3BQ  
Telephone (01232) 650222

TENNENT STREET  
165 Tennent Street  
Belfast BT13 3GF  
Telephone (01232) 650222

WOODBOURNE  
139 Stewartstown Road  
Suffolk, Belfast BT11 9NB  
Telephone (01232) 650222

### CO ANTRIM

ANTRIM  
24 Castle Street  
Antrim BT41 4AU  
Telephone (01849) 463555

BALLYMENA  
26 Galgorm Road  
Ballymena BT43 5EX  
Telephone (01266) 653355

BALLYMONEY  
74-76 Charlotte Street  
Ballymoney BT53 6AZ  
Telephone (012656) 62222

CARRICKFERGUS  
16-18 Green Street  
Carrickfergus BT38 7DT  
Telephone (01232) 650222

LARNE  
2 Hope Street  
Larne BT40 1UR  
Telephone (01574) 272266

LISBURN  
15 Barrack Street  
Lisburn BT28 1TJ  
Telephone (01846) 665212

NEWTOWNABBEY  
416-426 Shore Road  
Newtownabbey BT37 9RT  
Telephone (01232) 650222

### CO ARMAGH

ARMAGH  
1-2 City View  
Newry Road  
Armagh BT60 1EP  
Telephone (01861) 523311

# APPENDIX 15

## SUB-DIVISIONAL ADDRESSES AND TELEPHONE NUMBERS

### LURGAN

62 Church Place  
Lurgan BT66 6HD  
Telephone (01762) 325144

### PORTADOWN

17-19 Edward Street  
Craigavon BT62 3ND  
Telephone (01762) 332424

## CO DOWN

### BANBRIDGE

14 Castlewellan Road  
Banbridge BT32 4AX  
Telephone (018206) 62222

### BANGOR

1-3 Castle Park Avenue  
Bangor BT20 4BS  
Telephone (01232) 650222

### DOWNPATRICK

43 Irish Street  
Downpatrick BT30 6BX  
Telephone (01396) 615011

### NEWCASTLE

South Promenade  
Newcastle BT33 0EY  
Telephone (013967) 23583

### NEWRY

3 Belfast Road  
Newry BT34 1EF  
Telephone (01693) 65500

### NEWTOWNARDS

36-40 John Street  
Newtownards BT23 4LX  
Telephone (01247) 818080

## CO FERMANAGH

### ENNISKILLEN

48 Queen Street  
Enniskillen BT74 7JR  
Telephone (01365) 322823

### LISNASKEA

1-3 Moorlough Road  
Lisnaskea BT92 0LT  
Telephone (013657) 21777

## CO LONDONDERRY

### COLERAINE

17 Lodge Road  
Coleraine BT52 1LY  
Telephone (01265) 44122

### LIMAVADY

Connell Street  
Limavady BT49 0EA  
Telephone (015047) 66797

### MAGHERAFELT

45-47 Meeting Street  
Magherafelt BT45 6BW  
Telephone (01648) 33701

### STRAND ROAD

Strand Road  
Londonderry BT48 7AA  
Telephone (01504) 367337

### WATERSIDE

51 Richill Park  
Londonderry BT47 5QZ  
Telephone (01504) 367337

## CO TYRONE

### COOKSTOWN

19 Molesworth Road  
Cookstown BT80 8NT  
Telephone (01648) 766000

### DUNGANNON

1 Quarry Lane  
Dungannon BT70 1HX  
Telephone (01868) 752525

### OMAGH

Mountjoy Road  
Omagh BT79 7BG  
Telephone (01662) 246177

### STRABANE

Bowling Green  
Strabane BT82 8BW  
Telephone (01504) 367337