




Report of the Chief Constable
2000-2001



Report of the Chief Constable
2000-2001







To the Chairman and Members of the Police Authority for Northern Ireland

Brooklyn
65 Knock Road
Belfast
BT5 6LE
June 2001

Mr Chairman, Ladies and Gentlemen,

In accordance with Section 48 of the Police (Northern Ireland) Act 1998, I have the honour to present my annual report on the Royal Ulster Constabulary. The report covers the financial year commencing on 1 April 2000 and ending on 31 March 2001.

A handwritten signature in black ink, appearing to read 'R. Flanagan'.

R FLANAGAN
Chief Constable



Contents

<i>Roll of Honour</i>	6
<i>Statement of Purpose and Values</i>	7
<i>The George Cross</i>	
Citation:	
The Award of the George Cross to the Royal Ulster Constabulary.	8
The History of the George Cross.	8
<i>Commentary of the Chief Constable</i>	9
<i>Financial Commentary</i>	41
<i>Appendices</i>	
1. <i>Organisation Chart 2000/2001</i>	44
2. <i>Regional Boundaries: to 31/3/01</i>	46
<i>Regional Boundaries: from 1/4/01</i>	47
3. <i>A Typical Day</i>	48
4. <i>Personnel:</i>	
Table 1 Establishment and Strength	49
Table 2 Promotions during 2000/01	49
Table 3 Gender.	50
Table 4 Perceived Religious Affiliation	50
<i>Honours and Awards:</i>	
Royal Awards	51
Royal Humane Society Awards	51
Society for the Protection of Life From Fire Awards	51
Commendations	52
Extracts from Commendation Awards for Good Police Duty Performed	52
Extracts from Letters of Appreciation	53



5. Crime Statistics

Commentary	55
Table 1 Notifiable Offences Recorded and Cleared (Under Revised Home Office Counting Rules) 1999/00 and 2000/01	57
Table 2 Notifiable Offences Recorded and Cleared (Under Revised Home Office Counting Rules) by Division 2000/01	60
Table 3 Notifiable Offences Recorded and Cleared (Under Revised Home Office Counting Rules) by Method of Clearance and Division 2000/01	60
Table 4 Police and Criminal Evidence (PACE) Order — Persons and Vehicles Searched 2000/01	62
Table 5 Police and Criminal Evidence (PACE) Order — Detention Statistics 2000/01	62
Table 6 Drugs Seizures and Arrests 1998/99 - 2000/01	64
Table 7 Juvenile Referrals 1998/99-2000/01	65
Table 8 Domestic Violence Incidents 1998/99-2000/01	65
Table 9 Racial Incidents 1998/99-2000/01	65

6. Security Situation Statistics

Commentary	67
Table 1 Number of Deaths due to the Security Situation 1991/92-2000/01	68
Table 2 Security-Related Incidents 1991/92-2000/01	68
Table 3 Firearms and Explosives Finds 1991/92-2000/01	69
Table 4 Casualties as a Result of Paramilitary-Style Attacks 1991/92-2000/01	69
Table 5 Number of Persons Charged with Terrorist and Serious Public Order Offences 1991/92-2000/01	70
Table 6 Parades Statistics 2000/01	70

7. Road Traffic Injury Accident Statistics

Commentary	72
Table 1 Road Traffic Injury Accidents and Casualties 1991/92- 2000/01	73
Table 2 Road Traffic Accident Casualties by Severity of Injury and Type of Road User 1996/97-2000/01	74
Table 3 Road Traffic Injury Accidents Involving Child Casualties (under 16) 1991/92-2000/01	75
Table 4 Child Casualties (Under 16) in Road Traffic Accidents by Severity of Injury and Age Group 1999/00 and 2000/01	76
Table 5 Most Common Principal Factors in Road Traffic Injury Accidents 2000/01	77
Table 6 Most Common Principal Factors in Road Traffic Injury Accidents Involving Child Casualties 2000/01	77

8. Complaint and Discipline Statistics

Commentary	79
Table 1 Complaints against the Police Initially Recorded 1999/00 and 2000/01	80
Table 2 Outcome of Complaints against the Police completed during 2000/01	81
Table 3 Outcome of Formal Disciplinary Proceedings Heard during 2000/01	82

Acknowledgements	84
------------------	----



ROLL *of* HONOUR



It is with deep regret that I record the following death of our officer
killed in the execution of his duty:

Reserve Constable (FT) William Norman Thompson

Died 19th August 2000



Statement of Purpose and Values

Our Aim

To provide a high quality, effective police service to all the people of Northern Ireland. We will work to achieve this in partnership with the community and in co-operation with other agencies.

Our Purpose

- to uphold the rule of law.
- to bring to justice those who break the law.
- to play our full part in the eradication of terrorism and the prevention of crime.
- to help preserve the peace.
- to protect, reassure and assist those whom we serve.

Our Values

- honesty.
- impartiality.
- courtesy.
- compassion.
- courage.

Our Standards and Behaviour

- we will perform our duty with integrity, common sense and sound judgement and be sensitive to the views of the community in our actions.
- we will offer assistance to members of the public irrespective of their age, gender, sexual orientation, their political or religious beliefs or their ethnic or social background.
- we will manage our organisation in the most professional manner, seeking the opinions of our staff, promoting equal opportunity for all and showing a willingness to change where such change is necessary.
- we will adhere to our code of professional policing ethics.



Citation: The Award of the George Cross to the Royal Ulster Constabulary

“For the past 30 years, the Royal Ulster Constabulary has been the bulwark against, and the main target of, a sustained and brutal terrorism campaign. The Force has suffered heavily in protecting both sides of the community from danger - 302 officers have been killed in the line of duty and thousands more have been injured, many seriously. Many officers have been ostracised by their own community and others have been forced to leave their homes in the face of threats to them and their families.

As Northern Ireland reaches a turning point in its political development this award is made to recognise the collective courage and dedication to duty of all of those who have served in the Royal Ulster Constabulary and who have accepted the danger and stress this has brought to them and their families.”

Buckingham Palace, 23rd November 1999

The History of the George Cross

King George VI created the George Cross on 24th September 1940. It is the highest honour that can be awarded to civilians and has precedence over all medals with the exception of the Victoria Cross.

The George Cross is awarded for acts of great heroism or for the most conspicuous courage in circumstances of extreme danger.

In the 60 years since its inception, the George Cross has been awarded to a very small, select elite of extremely brave and courageous individuals. There are currently fewer than 40 holders throughout the world.

In 1942 the award was conferred on the Mediterranean island of Malta for sustaining siege and heavy bombardment during World War II.

That was until today the only occasion when the honour was awarded for an act of collective courage.

Commentary of the Chief Constable.



This is the last annual report to be submitted to the Police Authority for Northern Ireland by a Chief Constable of the Royal Ulster Constabulary and, as such, is of considerable historical significance. But it is far from being the closing chapter in the history of this proud organisation. Instead, it marks an important point in time in the ongoing development of policing in Northern Ireland. This is a defining period when a new structure and style of police service is being

This is the last annual report to be submitted to the Police Authority for Northern Ireland by a Chief Constable of the Royal Ulster Constabulary

created. The report endeavours to look to the future with courage and optimism whilst acknowledging the sacrifice and suffering of the past. My fervent wish is that all communities will enter into genuine and active partnerships, under the new arrangements, so that all, regardless of their background, may benefit.

One of the first things, which will be apparent about this report, is that it is shorter than its recent predecessors. Our organisation is embracing the most comprehensive change process ever undertaken by any UK police service with the target of making a new beginning, of building on existing, and forging new, partnerships with the entire community. It is a huge task but we have created solid and



Commentary of the Chief Constable.

substantial foundations in a whole range of areas. In view of this massive programme of change I believe it is proper in this instance to provide a more succinct account of the year under review (April 2000-March 2001) and present, in these wholly unique circumstances, a more streamlined version of the Royal Ulster Constabulary's activity and performance over the past year.

The process of change has dominated the policing landscape over the reporting year, and therefore I feel it is appropriate that I begin this commentary with a review of what has been achieved thus far and what remains to be put in place. The over-riding objective is to create an effective, modern and efficient organisation that retains its

The process of change has dominated the policing landscape over the reporting year

integrity, is open and transparent; free from partisan control; and one which is representative of, and attracts, the broad support of all the communities in Northern Ireland. Our restructured organisation will be one that enhances the protection of human rights and has this as its core philosophy, that employs a partnership approach to service provision and is locally accountable in a manner that achieves best value and gives the community the policing service its society deserves.

The implementation of the Report of the Independent Commission on Policing for Northern Ireland (the Patten Report) and subsequent legislation has been as major an undertaking as any organisation has ever faced in terms of structural reform and service delivery. Mr Tom Constantine, retired Director of the United States Drugs Enforcement Administration and





Commentary of the Chief Constable

former Chief of New York State Police has been appointed as the Oversight Commissioner and is quoted as stating, *“These changes are complex and of a magnitude that is virtually unparalleled in their scope.”*

In addition to the 175 recommendations in the report, the Royal Ulster Constabulary’s Change Management Team, which has a mandate to direct, manage

those that no longer applied, or had already been implemented, the team was able to reduce the total number from over 1,100 to the 550 which are currently included in the change process. These were revised into 8 strategic programmes of work consisting of 60 specific projects.

The entire implementation process is a major and complex



and support the change process, considered recommendations from a number of sources, including Her Majesty’s Inspectorate of Constabulary, the Royal Ulster Constabulary’s Fundamental Review from 1996, the MacPherson Report on the Stephen Lawrence Inquiry, the Audit Commission and the Criminal Justice Review. By merging duplicate recommendations and removing

undertaking. It has required close co-operation between the Police, the Police Authority for Northern Ireland and the Northern Ireland Office. The role of the Police Authority itself is the subject of major change and we look forward to working equally closely with the Authority’s successor, the new Policing Board, when circumstances allow it to come into being. I believe it is in everyone’s best interests that the



Commentary of the Chief Constable

new Policing Board and the District Policing Partnership Boards are established as soon as possible so that the reorganisation associated with both the operational aspects of policing, for which I am responsible, and accountability to the Boards, may develop together. It is important as our society transforms that the organisation, structures and provision of our policing service, and the areas responsible for monitoring and supporting it, transform to match that society's needs.

The implementation process also requires the continuance of the utmost co-operation and support from within the police organisation as demonstrated heretofore, including police officers and civilian colleagues at all

levels, and their respective staff associations. Crucial to all of this will be the participation and goodwill of many other agencies, including public leaders and opinion formers and, not least, the public at large i.e. all the communities a policing body must serve. As part of this process a Corporate Development branch has been established in order to ensure continuous improvement and best value in the provision of our services.

Last year substantial preparations were directed towards creating a geographical structure of 29

police District Commands Units (DCUs), coterminous with the 25 district council areas outside Belfast and four police district commands serving the Belfast City Council area. Movement to DCUs does not just mean boundary changes, but includes structural changes as well (Appendix 2). It requires changes in our delivery of policing services to the community. This is designed to decentralise policing and to devolve more functions, decisions and greater control to local police to enable them to focus on policing in the community and thus tailoring individual DCU priorities to the needs, demands and wishes of local communities. This will promote closer links with the community and facilitate a problem solving approach to tackling local and community issues. District Command Units have now been in operation since April of this current year (2001/2002) and new organisational functions, processes and staffing levels have been developed, or are in the course of development, to properly support them.

Last year substantial preparations were directed towards creating a geographical structure of 29 police District Commands Units (DCUs)

One of the cornerstones of this is sector policing. A sector is a



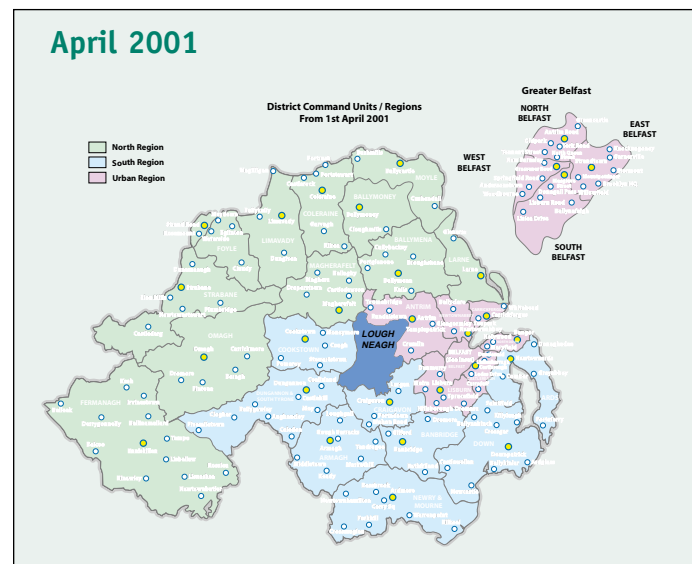
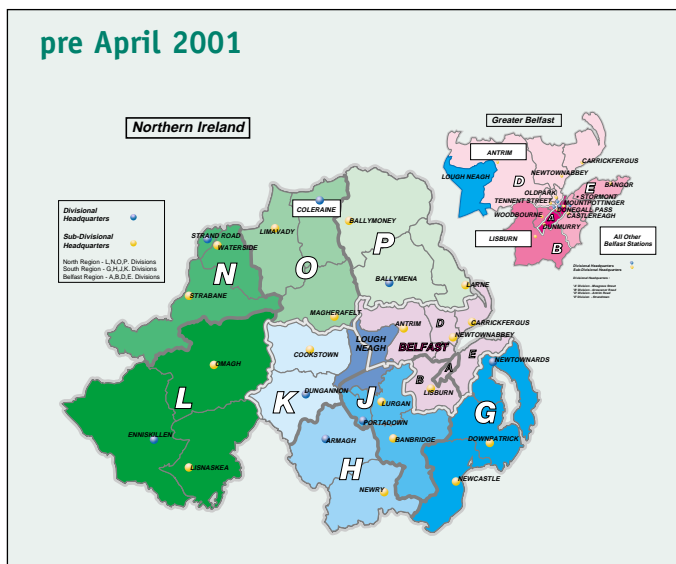
Commentary of the Chief Constable



geographic area within a DCU managed by an Inspector (Sector Commander) with responsibility for service delivery, community safety, leading, managing and planning the use of resources in that sector. Sector Commanders will primarily police that sector, although they may be required to respond and provide back-up in other sectors as the need arises. The benefits of sector policing include: devolved decision making

to sector levels, empowering Inspectors, Sergeants and Constables to make decisions and deal with local issues; local officers will work in partnership with defined local communities; better accountability for resolving local problems and for monitoring and managing police performance in the area.

As Headquarters departments scale down, we will continue to work





Commentary of the Chief Constable



through the vast process of transformation. We are, however, mindful that many aspects of the process cannot be developed or advanced by the police alone, nor will we attempt to do so in those areas which require the approval of the Policing Board or the wider approval of the community. I have often said before that policing is much too important to be left to the police alone. In addition, I am also conscious of the role and responsibilities of the Oversight Commissioner, Mr Tom Constantine, and his team, in all of these matters.

I meet with Mr Constantine on a frequent basis and members of his staff and team are in regular contact at all levels of the organisation. We look forward to progressing work with the Commissioner so that change is implemented and managed to best effect.

A central task of the new policing service is the protection of human

rights. The first seven recommendations of the Patten Report highlighted the importance of this issue. An Assistant Chief Constable has been appointed to lead in this important area and has been given the responsibility of progressing the human rights recommendations in Patten. Areas currently being researched include the drafting of a programme of action to ensure that all police activities are compliant with the European Convention on Human Rights. Work on a new code of police ethics is underway, which will be submitted to the new Policing Board for its consideration. The annual appraisal system for individual officers will also be adapted to ensure that performance is assessed on human rights grounds. In addition, plans are at an advanced stage to

A central task of the new policing service is the protection of human rights

Commentary of the Chief Constable



recruit a specialist human rights lawyer.

Extensive audits have taken place of a wide range of operational policies including the policing of parades, the use of force by police officers and 'stop and search' policies to ensure these are also compliant with the Human Rights Act 1998. In addition to these organisational developments, an extensive human rights training programme has been undertaken which applies to all police officers. This is, however, far from being the end of the process. Indeed it is only a first step, as a programme of ongoing training will be rolled out continuously for all our staff over the years ahead.

Many officers have decided to take up the voluntary severance arrangements on offer under the Patten Report. A total of 483 officers left the Royal Ulster Constabulary between January and March 2001 and a further 800 are scheduled to leave by the end of March 2002. Their departure is a substantial loss in terms of

organisational experience. On a personal level many lifelong friends and colleagues have, or are planning to retire. They are deserving of the highest respect and I wish all of them well for the future.

Looking towards the future of policing, we have many tremendously talented young officers coming through who can take the place of those experienced officers, and they also have my respect and admiration. The men and women I have working with me are outstanding individuals and they will successfully see the police service and the people of Northern Ireland through the necessary change.

The men and women I have working with me are outstanding individuals and they will successfully see the police service and the people of Northern Ireland through the necessary change



Commentary of the Chief Constable

The process of change has created several milestones over the past year, many of them extremely emotional experiences. One of these was the last Royal Ulster Constabulary passing out parade in its present form at Garnerville Training Centre in August when 36 recruits completed their initial training course. The 27 men and nine women had completed 20 weeks initial

training and after passing out they underwent a further nine weeks training before being assigned to stations across the Province to finish their two year probationary period. They will be joined in the delivery of the new policing service by trainees, currently being selected to join the Police Service of Northern Ireland and who are due to begin training this Autumn. They, together with existing officers, will help to create a fresh dispensation in policing here, cherishing the best of the past while embracing a new future.

The new independent recruitment process being carried out by the Consensia Partnership, has started most encouragingly with more than 20,000 inquiries received and 7,850 application forms submitted. The community as a whole will have involvement and

oversight of the recruitment process through Lay Observers who will ensure that the administration of the process is fair. Trained Lay Assessors will also participate in the assessment of candidates. These procedures are designed to deliver the high levels of competence, independence and credibility envisaged in the Patten Report.

A new Training, Education and Development strategy for the police service, covering recruits, serving officers and civilian colleagues will drive how the organisation equips its staff with the necessary skills. The creation of this strategy, in addition to extensive internal consultation, involved an entirely innovative venture with the inclusion of views from the community at large. Nowhere before in the UK has any national police training strategy been developed with input from the communities served. A total of 54 organisations were canvassed and 41 responses were received. If the concepts of openness, transparency and accountability in the police service are to mean anything, we believe that the community should be involved in shaping the mould which in turn creates the police service they receive. In other words, the community should have an important say in the evolution of training, education and development (TED) of the police officers who serve them. Our vision for TED is to help create a



The new independent recruitment process, has started most encouragingly with more than 20,000 inquiries received



Commentary of the Chief Constable

body of professional people of exemplary integrity, who enjoy broad support and whose discretion, influencing, negotiating and partnership skills provide a service which protects public safety, facilitates the delivery of justice and balances competing human rights.

Not for the first time, Northern Ireland has been at the cutting edge of improvements to policing services. Appointed under the terms of the Police (Northern Ireland) Act 1998, (a world first in policing) is an independent Police Ombudsman, tasked with dealing with the public's complaints against

Appointed under the terms of the Police (Northern Ireland) Act 1998, a world first in policing was the creation of an independent Police Ombudsman

the police. Mrs. Nuala O'Loan took up the reins formally with effect from 6 November 2000. Her role, inter alia, is to deal with complaints about how police officers do their job and to monitor whether these complaints follow any trends or patterns. Complaints may involve allegations of criminal behaviour by a police officer or allegations that an officer/s has broken the police code of conduct. The Ombudsman can also instigate an

investigation on a matter about which she has not received a complaint but where she has reason to believe that there has been a criminal offence or breach of the code. This should enhance community confidence and give transparency to the principle of independent investigation. We are committed to the fullest co-operation with the Ombudsman to ensure this initiative is a success for the benefit of the public and its police service alike. You will note, as a result, that in this report, I can therefore only present statistics on complaints against the police up to the time of the Ombudsman's appointment rather than the full period of the financial year (Appendix 8).

I have conducted assessments of the overall security threat being faced at regular intervals over the past year. There has been progress in the process of normalisation since 1994 and after consultation with the General Officer Commanding Northern Ireland, I announced further reductions in the security presence. This has included the demolition of the army base in Cookstown, the Cloghogue observation base in South Armagh and the observation sangar overlooking the Square in Crossmaglen. In addition, security forces were able to complete the vacation of the observation posts at Broadway





Commentary of the Chief Constable

and Templar House in Belfast and the Fort George army base on the West bank of the River Foyle in Londonderry with the land being returned to the

Londonderry Harbour Commissioners. A

number of military bases along the border of Co. Fermanagh, previously closed, were demolished. The Long Kesh army base beside the Maze prison was closed and demolished. Land used by the security forces at Newtownhamilton was returned to its owners. A decision not to replace some military personnel in certain areas led to the lowest troop levels in the Province since 1970.

I will undertake further reviews of possible normalisation steps in the light of the prevailing security threat and circumstances on the ground

I will undertake further reviews of possible normalisation steps in the light of the prevailing security threat and circumstances on the ground.

I would be delighted to announce more measures towards normalisation but, with the existence of a significant ongoing dissident threat, my primary responsibility remains to protect the public and my officers.

Paramilitary activity persists, even by mainstream terrorist organisations. These organisations, although they continue to adhere to their definition of a cessation of military operations, have continued to engage in a whole range of criminality. They still retain their weapons and thus the capacity to kill, injure and terrorise. The people of Northern Ireland have endured enough of this malevolence over the past 30 years and it serves no cause





Commentary of the Chief Constable

whatsoever except the evil purposes that these individuals and groups seek to pursue for their own wicked and selfish reasons.

The cold statistics for the year under review speak for themselves.

Eighteen people were killed compared with seven in the previous year. Over the same period, the number of shooting incidents recorded increased substantially while the number of bombing incidents more than doubled. The 177 bombing incidents during the year compared with 66 in the previous year. (See Appendix 6) This is not a 'normal policing environment.'

Dissident Republicans and Loyalists continue to pose a very real threat. Indeed, it is only by a combination of excellent security work and good fortune that I am not faced with recounting a greater litany of carnage. A number of potentially serious incidents were, thankfully, thwarted by my officers, supported by our military colleagues and, in some cases, An Garda Síochána, with whom the Royal Ulster Constabulary enjoys a strong working relationship which

The cold statistics for the year under review speak for themselves. Eighteen people were killed compared with seven in the previous year

I am pleased to acknowledge yet again. These 'close calls' included a bomb attack on Stewartstown Royal Ulster Constabulary station in July, a van bomb attack foiled in Londonderry in August, a mortar attack on Armagh Royal Ulster Constabulary station and several attacks on the Belfast-Dublin railway line. A so-called 'barrack buster' bomb was seized outside Enniskillen in November. An attempt was even made to bomb Belfast at Christmas. A 'wheelie' bin bomb was uncovered in Armagh and a device defused outside Claudy police station in January. If even one of these had been 'successful', from a terrorist perspective, the roll of dead and injured would have been considerably longer and our prospects for a more peaceful society much diminished.

Police are determined to pursue those responsible for acts of terrorism and to seek out evidence so that prosecutions may be forthcoming. Last year I announced a major review of the investigation into the Omagh bombing in which a special team of detectives, under the direction of a Detective Chief Superintendent,





Commentary of the Chief Constable

re-examined all the evidence. Its recommendations have been considered by senior management and referred to the Senior Investigating Officer in charge of the inquiry who will be provided with the necessary resources to follow them through. It remains

our intention to explore every possible lead in our efforts to bring to justice those responsible for the Omagh massacre in which 29 people were murdered in August 1998. At the end of the inquest into the deaths of the 29 victims, the coroner said he shared the hope expressed by the families that those responsible for the explosion would be brought before a court of law and punished. I share this view and acknowledge the coroner's

commendation of the actions of Royal Ulster Constabulary officers in Omagh.

While considerable emphasis is rightly placed on how the Royal Ulster Constabulary is adapting itself fundamentally to the future demands of policing, society should not forget that my officers have continued to meet the daily challenges of providing a police service in Northern Ireland.

The fact that many attempts to murder and maim them were frustrated was due in no small measure to their bravery and dedication. Tragically, and not for the first time, some have paid dearly for simply trying to protect the community from evil. In Castlewellan, last November, a colleague lost his leg and part of his hand when he triggered a booby trap bomb as he opened the Royal Ulster Constabulary station compound. He is recovering slowly from horrendous injuries and I am heartened to say he is in remarkably good spirits after such an ordeal. We wish him well on the long road to recovery.

In Belfast, three months earlier, Reserve Constable Norman Thompson was killed on duty after being struck by a car in the west of the city. This was not a terrorist incident, but that does not make the pain any easier to bear. Our thoughts are with his wife, Heather, and children, Mark and Brooke and his parents and wider family.

Everyone in our society owes these officers and their families an enormous debt.

The Loyalist feud inflicted bloodshed and terror. It resulted in a Royal Ulster Constabulary decision to call the army back on to the streets, first in Belfast and





Commentary of the Chief Constable

later elsewhere, to support police operations in the face of a series of vicious attacks which left communities traumatised, families in mourning and individuals badly injured. This was nothing more than wanton thuggery and brutality carried out by individuals and groups exorcising old enmities, playing out local issues and fighting turf wars. It was more a societal problem than a purely security problem. The situation has eased considerably due to hard work by a range of community representatives and also due in no small measure to the additional resources we have allocated. Weapons and explosives were seized and a number of people were arrested and charged. But the police in isolation cannot solve the underlying problem. It is the continuing responsibility of all people of good influence, whether they are

The Loyalist feud inflicted bloodshed and terror. It resulted in a Royal Ulster Constabulary decision to call the Army back on to the streets



elected representatives or community representatives, to bring their influence to bear so that the control of paramilitaries is weakened and the misery which they inflict on ordinary, decent people, is brought to an end.



This also applies to what some call 'punishment' attacks. These paramilitary-style attacks continue to be used as a crude and callous method of exerting unlawful control over individuals and communities. During the year more than 300 people were seriously injured as a result of these attacks. There has also been an escalation in the viciousness associated with these attacks – half of all victims were shot and many will never fully recover from their injuries. Once again members of both communities have suffered.



Another worrying development in the past year has been the increasing incidence of pipe bomb attacks. Loyalist paramilitaries have used these as part of their ongoing feud and also against the Roman Catholic community. In total there were more than 100 attacks during the year. Pipe bombs are crude, indiscriminate



Commentary of the Chief Constable

and lethal devices. Like paramilitary-style attacks, they have no place in a civilised society. My officers have had some successes against the perpetrators. In one case army bomb disposal experts made safe a pipe bomb device which had been found by a four year old girl, who had carried it home to her mother. A

Another worrying development in the past year has been the increasing incidence of pipe bomb attacks

production facility was uncovered in North Belfast in February and a number of individuals were brought before the courts. Again the Royal Ulster Constabulary will do all we can to combat this danger but in this regard it is important that everyone in the community gives their support to efforts designed to break this barbaric cycle of violence.

The blight of sectarian violence was particularly virulent in the mixed community of Larne. Incidents in the town have ranged from relatively minor attacks on property to pipe bomb attacks on people in their homes. Although there were sectarian attacks on people and property from both communities, the vast majority were against members of the Roman Catholic community. Police worked hard to combat the problem with increased resources,

the deployment of the military and a series of overt and covert operations. I can give my assurance that we will continue to do all we can. My officers are on patrol, working night and day. While some may accuse us of not doing enough, the fact of the matter is that we need full public co-operation if we are to rid our towns and our streets of the virus of sectarianism. Sectarianism is rife in certain areas of our community and while we, the police, can attempt to deal with the violent and physical outworkings of it, only society, as a whole, can address the causes. We need to work together. I would ask that people bring forward any snippet of information, no matter how trivial they think it is, and help us bring to justice those who carry out these cowardly attacks.

The fight against drugs goes on. Once again information from the community is vital if we are to tackle this problem. It still remains the case that the drugs problem in Northern Ireland has not reached the size and scale of that experienced in other parts of the United Kingdom and in the Republic of Ireland. However, there is absolutely no room for complacency. The use of drugs is growing here more quickly than in other parts of the United Kingdom. Accordingly, we rely





Commentary of the Chief Constable

more than ever on information from the community and on partnerships with other agencies including HM Customs & Excise. Furthermore, combined operations with colleagues from other police forces, including An Garda Síochána, in tackling drug related crime at a local, regional and international level are becoming increasingly common.

During the year police seized drugs with an estimated street value of just under £10 million. While this is a reduction on the previous year's total of over £11m seized, it included increased amounts of the 'Class A' drugs, heroin and cocaine. In November the Drugs Squad recovered more than three kilos of heroin in one seizure alone in North Belfast- by far the most significant heroin seizure in Northern Ireland to date. However, cannabis and ecstasy continue to be the main drugs of choice by users in Northern Ireland. The largest seizure of ecstasy of the year took place in March in Ballymena and consisted of more than 120,000 tablets. The largest single seizure of cannabis for the year was 69

In November the Drugs Squad recovered more than three kilos of heroin in one seizure alone in North Belfast- by far the most significant heroin seizure in Northern Ireland to date

kilos in the same month in North Belfast.

We were honoured in June when HRH the Prince of Wales visited Ballymena Royal Ulster Constabulary station to watch a mock drugs search involving a Drugs Squad dog handler and a specially trained drugs detection dog. Prince Charles chatted with officers and impressed everyone with his grasp of policing issues, in particular the problems of drug abuse and the crime related issues which arise from addicts' need to feed their habit.



Under Section 27 of the Misuse of Drugs Act, current legislation allows cash seized from convicted drug dealers to be diverted at the discretion of the Court into local drugs initiatives. During the year a number of voluntary drug education, prevention, treatment and counselling agencies have benefited from the disposal of seized cash in this manner and it is a most satisfactory way of ensuring that money gained as a result of illegal drug dealing is put to good use.



The Drugs Squad, in particular,



Commentary of the Chief Constable



continues to adopt an inter-agency approach and has throughout the year contributed fully to the implementation of the NI Drugs Strategy, launched in August 1999. In January the first pilot arrest referral scheme in the Province was opened in the Strand Road and Waterside custody suites in Londonderry, with the support of the four Drug Co-ordination Teams, Sperrin Lakeland Trust, local police and the Northern Ireland Office. Using the services of two qualified drugs counsellors, who are on call to talk in these custody suites with individuals arrested for any offence the scheme enhances the possibility of early access to treatment services. The ultimate aim of the scheme is to divert offenders in appropriate cases away from the criminal justice system into treatment, which may have a more positive long-term effect of reducing the likelihood of re-offending. The contribution of police at all levels to the NI Drugs

Strategy in the four key areas of Young People, Treatment, Communities and Availability remains a major feature in our approach to tackling the drugs problem in Northern Ireland.

Levels of crime, in particular violent crime, remain a concern. Figures for the year under review show a total of 119,912 offences recorded by police. This is almost the same as the 1999/00 total of 119,111. (See Appendix 5) The overall clearance rate fell by three percentage points, from 30.2% to 27.1% but this must be viewed against a background of diminishing resources. We are committed to playing our part in a multi-agency approach to combating criminal activity. We will commit appropriate resources to tackle specific problems but I come back to a key point I have raised previously about the critical importance of information from the public. Quite simply, information from the public is



Commentary of the Chief Constable

vital if crime reduction is to be a reality. To make this happen everyone must report crime, or suspicious activity, and have ownership in the policing service being provided. The Royal Ulster Constabulary has not shirked its responsibility to initiate and implement change. We hope the

We are committed to playing our part in a multi-agency approach to combating criminal activity

of information anonymously to police. Last year Crimestoppers, through 979 calls to it, led to 46 persons being charged and a further 34 persons being reported plus the recovery of £84,934 of property, of which £36,370 related to drugs. These figures are a credit to the Crimestoppers system, its team members and the community at large.

The threat posed by organised crime will be tackled with vigour and determination. Much of this



community at large is as willing to embrace change and play a truly active part in the partnership, which is being offered for the benefit of everyone.

One example of how effective such partnerships can be is the Crimestoppers Initiative (**Freephone Number 0800 555 111**) for the provision

of information anonymously to police. Last year Crimestoppers, through 979 calls to it, led to 46 persons being charged and a further 34 persons being reported plus the recovery of £84,934 of property, of which £36,370 related to drugs. These figures are a credit to the Crimestoppers system, its team members and the community at large.



Commentary of the Chief Constable

Task Force to combat this threat and rid communities of the criminality which denies them the safety and prosperity they deserve. Much of this activity thrives on extortion, fear and violence and the impact of organised crime extends to many aspects of life in Northern Ireland. Fuel laundering, counterfeit goods, drugs and tobacco are some of the areas we are targeting and investigating.

Already we have had some successes, for example:

- on a single day last November police, HM Customs and Excise officers, Trading Standards officials and representatives of the British Phonographic Industry, copyright and publishing associations and trade mark managers from leading companies, seized over £300,000 worth of counterfeit goods at Nutt's Corner market;

- in December, police seized goods including DVDs, CDs and videos worth over £150,000 when a trader was stopped near Jonesborough market.

We are determined to bring those involved in organised crime before the courts and, where possible, to have their assets seized. Such action will protect legitimate traders and ensure members of the public are not unwittingly funding criminal or paramilitary activity. This strategy marks an important step in developing multi-agency partnerships to tackle this issue.

On the roads, it saddens me that I have to report a catalogue of death and injury. At times one could be forgiven for thinking that road users (and that includes virtually everyone in Northern Ireland) switch off when they hear someone delivering a road safety message. They feel it will not happen to them, they are too good a driver, too careful a cyclist, too cautious a pedestrian. The tragic reality on the roads of Northern Ireland is that they are wrong. Last year there were more than 8,000 injury accidents which resulted in 163 people being killed and 1,801 seriously injured. These figures represent a significant increase on the last financial year (See Appendix 7).

Last year there were more than 8,000 injury accidents which resulted in 163 people being killed and 1,801 seriously injured

If the same number of people killed in road collisions had been killed as a result of some other type of human error, there would justifiably be calls for swift and dramatic action to stop the carnage. On far too many Monday mornings we are confronted with a series of accounts of road deaths during a weekend. Five people were killed over the St Patrick's weekend; seven people died in a four-day period in May last year. Bleak statistics covering the heartbreak of human





Remember . . .

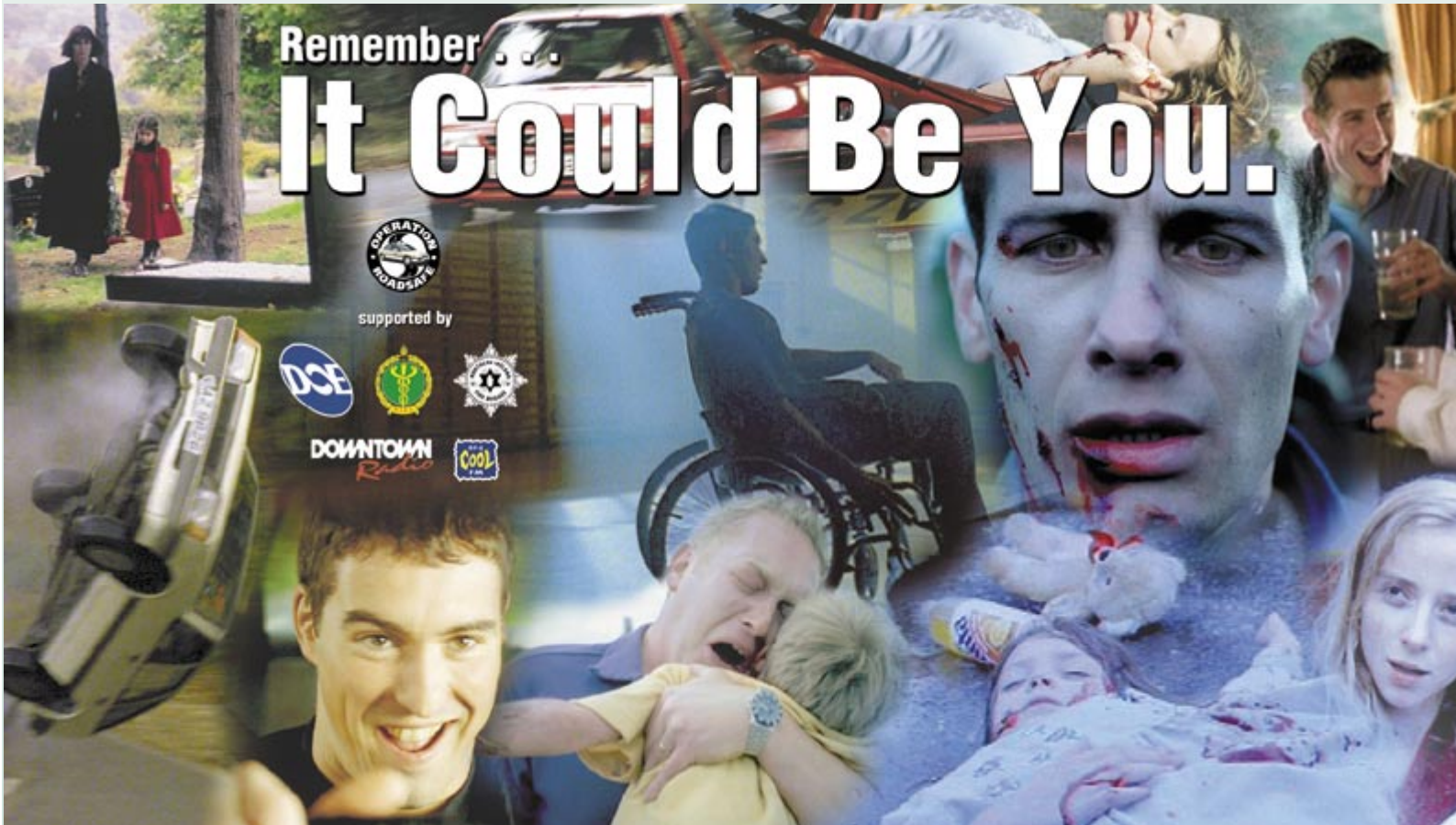
It Could Be You.



supported by



DOWNTOWN
Radio





Commentary of the Chief Constable

suffering. The infuriating thing is that many of these deaths are avoidable. Drink, speed and carelessness continue to be the main cause of death and injuries. We all have control over these factors. It is time to exercise this control. There is a worrying acceptance by people of the perceived inevitability of death and serious injury on the roads. My police officers do not accept this negative attitude. It is up to road users to take responsibility for their actions, for their own sakes and for those of others.

I regret that I have to report that Northern Ireland failed to meet the Year 2000 casualty reduction target. The target, set in 1989, was adopted throughout Northern Ireland as a focus for all organisations involved in road safety. The aim was to reduce the number of fatal and serious casualties on our roads by one third by the end of the year 2000. The target was based on the

numbers killed and seriously injured reported over the five year period 1981 to 1985. The average over this period was 2,362, so the target for the year 2000 was set at 1,575. There were, in fact, 1,957 fatal and serious casualties during the year. Clearly much remains to be done to progress the issue of road safety in Northern Ireland.

The Royal Ulster Constabulary will continue to work with the community and other responsible Departments and Agencies to reduce the number of deaths and injuries on Northern Ireland's roads. Operation Roadsafe which targets speeding, drink/driving, careless or dangerous driving, pedestrian safety, child safety and young drivers, through a range of initiatives, will be maintained and developed. An example of how police will deploy resources in the area of road safety is the decision to reduce the number of parking tickets issued so that capacity can be freed up in order to increase





Commentary of the Chief Constable

the number of speeding detections. Parking offences will continue to receive due attention but the brutal fact is that last year one in every four deaths on the roads was as a result of excessive speed.

The brutal fact is that last year one in every four deaths on the roads was as a result of excessive speed

One innovative approach was the Roadsafe Roadshow launched in March to tour schools with a dramatic, life-saving message. Police officers were joined by local TV personality, Tina Campbell, paramedics, a hospital Accident & Emergency consultant, fire officers and a young man paralysed after an horrific collision to deliver a hard-

hitting road safety message. Young people aged 16-18 were shown graphically how a night out can end in tragedy and permanent disability. The objective was to make teenagers aware that they are not indestructible. They are as vulnerable on the roads as the next person and they should respect the roads and other road users. It is a message all of us should remember. We will retain our strategy of education and enforcement, encouraging people to act responsibly. However, when they and others, fail to do so we will use the full weight of the law to ensure they are brought to justice and punished. Too many lives are being ruined by a lack of care on our roads. Police are committed to playing their part in stopping this madness, but the public must also face up to their responsibilities as road users.





Commentary of the Chief Constable

The highlight of the year for the Royal Ulster Constabulary was undoubtedly the presentation of the George Cross by Her Majesty the Queen at Hillsborough Castle on 12th April 2000. Although I covered the presentation of the award in my report last year, I believe it is entirely appropriate to reflect on Her Majesty's most gracious tribute to the Royal Ulster Constabulary.

Her Majesty said: *"This award is an exceptional recognition of the outstanding contribution made by the Royal Ulster Constabulary to peace in Northern Ireland. It is a singular acknowledgement of the gallantry and courage shown and, in all too many cases, the ultimate sacrifice paid by the members of the Constabulary during the past 30 years of terrorism and civil unrest.*

"I want to take this opportunity to pay tribute to all members of the Royal Ulster Constabulary – the regular officers of all ranks, the members of the Full-time and Part-time Reserve and former members who have served so loyally over the years. I salute your courage and your sense of duty. I admire your determination to maintain the rule of law and to provide a police service for all the people during some of the most difficult times in the history of this Province. A terrible price has been paid for this brave and resolute stand."

Every member of the greater police family recognised and appreciated this signal honour,

only the second time in the illustrious history of the decoration that it has been awarded for acts of collective bravery.



The George Cross was not, however, the only honour to be bestowed upon the Royal Ulster Constabulary during the year. Three District Councils – Castlereagh, Ards and Antrim – were gracious enough to award us the freedom of their boroughs. On each occasion I was most privileged to receive the freedom charters from the respective mayors. Local police officers exercised their right to march as 'freemen', accompanied by the Royal Ulster Constabulary's standard and band. Each council made presentations of the most unique and splendid gifts to the organisation.





Commentary of the Chief Constable

On 30th September, at a ceremony at the council's new civic centre, the Mayor of the Borough of Castlereagh, Alderman Iris Robinson, said, *"The occasion will go down in the history books and serve as a permanent reminder of the deep sense of pride all of us gathered here today hold for the Royal Ulster Constabulary who carried us through the darkest of times."*

On 7th October, at a ceremony in Conway Square in Newtownards, the Mayor of the Borough of Ards, Councillor Tom Hamilton, said, *"The purpose of this ceremony is to confer the Freedom of Ards on the Royal Ulster Constabulary in recognition of its members' long, distinguished and valiant service. In doing so we are acknowledging our pride in the Constabulary's magnificent record and expressing our gratitude for the vital role its officers have performed in our community since its formation in 1922."*

On 3rd March, at a ceremony at the Antrim Forum, Councillor Paddy Marks, the Mayor of the Borough of Antrim, said, *"This is a unique honour for a unique force. It is the highest honour within the gift of the Council and it is not bestowed lightly. I am delighted that the freedom of the Borough of Antrim should be conferred upon the Royal Ulster Constabulary during my term of office as First Citizen."*

We are proud of our record as the police service to all the people of Northern Ireland. We will cherish these honours.

A memorial service was held in Bangor in February at St Comgall's Parish Church, where a stained glass window was unveiled. The window was designed to commemorate the sacrifice of both Royal Ulster Constabulary and Royal Ulster Constabulary Reserve officers.

Superintendent Bill Aiken, Bangor Sub-Divisional commander, thanked all those involved, saying it was greatly appreciated by everyone in the broader Royal Ulster Constabulary.

The men and women of the Royal Ulster Constabulary, the Royal Ulster Constabulary Reserve and our civilian support colleagues are dedicated to providing high quality, effective policing to the whole community. To do this we work closely in partnership and co-operation with many other organisations and agencies, including local authorities. I must also acknowledge the sterling contribution made by the Police Authority and the series of Community Police Liaison Committees over the past year. The police and the communities they represent owe them an enormous debt of gratitude for their work.

Individual officers were also recognised for their contributions to policing and the community. Eight received awards in the Birthday Honours last June while eight more were mentioned in the New Year Honours in January. Seven officers were awarded the Queen's Commendation for Brave Conduct as a result of their





Honours and Awards





Honours and Awards



Commentary of the Chief Constable



actions in response to two terrorist attacks in Banbridge and Armagh three years ago. These awards were richly deserved and yet another reflection of the service and sacrifice which the Royal Ulster Constabulary collectively provides for the community (Appendix 4).

Royal Ulster Constabulary officers were also honoured for their service outside Northern Ireland. Last year I had the privilege to travel to the Balkans to see at first hand how the 60-strong Royal Ulster Constabulary group were coping with the demands of United Nations duty in Kosovo. Despite the obvious difficulties and

Wherever they serve in the world, Royal Ulster Constabulary officers have made friends and attracted praise for their dedication and expertise

dangers, they were acknowledged by many in the international community for their professionalism and experience. It was a great honour for me to be able to present them with a United Nations mission campaign medal in Pristina.

Since then, Assistant Chief Constable Chris Albiston has been seconded for 12 months to become the Police Commissioner with the United Nations mission in Kosovo. He will be responsible for the 4,000 officers drawn from police forces across the world who make up the international police service along with a locally raised force of some 4,000 officers. Their role is to establish the normal provisions of law and order. I have no doubt he will maintain and enhance the distinguished record of the Royal Ulster Constabulary abroad.



Commentary of the Chief Constable

Wherever they serve in the world, Royal Ulster Constabulary officers have made friends and attracted praise for their dedication and expertise.

A debt of a more long-standing nature was acknowledged when the Government announced the creation of a Police Fund for Royal Ulster Constabulary widows whose husbands were murdered by terrorists before November 1982. These ladies are a special group and were paid lump sums to show the State's concern for their unique circumstances. The payment was a most deserved recognition of their circumstances. They merited no less after years of facing life without their brave husbands.

The Secretary of State announced the establishment of the Royal Ulster Constabulary George Cross Foundation

In addition, the Secretary of State announced the establishment of the Royal Ulster Constabulary George Cross Foundation which will be a fitting tribute to decades of service. The Foundation will take on responsibility for a memorial garden and a new museum. It will also provide bursaries, in the name of the Royal Ulster Constabulary GC, to individuals and groups for the funding of educational policing projects or exchange programmes with other services in the UK or further afield. I welcome these very real means of recognising the achievements and sacrifices of the Royal Ulster Constabulary. The memorial garden and museum will acknowledge our proud past, while the bursaries will encourage a progressive outlook and a bridge to the future.





Commentary of the Chief Constable

In July, at the Palace of Westminster in London, an exhibition celebrating the work of the Royal Ulster Constabulary was sponsored by a cross-party group of Members of Parliament and run jointly with the Police Federation of Northern Ireland. It showed the breadth of activities undertaken by the

Royal Ulster Constabulary and the extent of its professionalism, which is acknowledged by its peers throughout the world. The exhibition, entitled 'Pride in the Service', ran for a week and

permitted an important and influential audience to see the service and sacrifice of the past and present alongside the Royal Ulster Constabulary's determination to build on those foundations. It allowed many to talk face to face with officers of different ranks and civilian staff in attendance, who represented the Royal Ulster Constabulary to an extremely high standard at this most unique of events – it being the first occasion a police service had been invited to hold such an exhibition in the Houses of Parliament.

Following an invitation from a cross-party group of Members of the Legislative Assembly (MLAs) in September the exhibition was also shown at Parliament Buildings, Stormont.

I said at these exhibitions, "I have a tremendous personal pride in my officers and in the civilian staff who support them in

providing high quality, effective policing to all the people of Northern Ireland. They, too, have a great pride in the work they do with professionalism and bravery on a daily basis and in the long history of service that colleagues who have gone before have given to the community."

A number of other initiatives were undertaken during the year which reinforced the scope of our work with the community. Around 1,000 primary school children from 32 schools were given the opportunity to experience life in the Victorian era from a policing perspective. The pupils, studying Key Stage 2 history, benefitted from an innovative project at the Ulster Folk and Transport Museum at Cultra, which transported children back to life in a County Antrim village in the year 1890. The timetable was constructed so that schools from different traditions experienced the scheme together. This 'Living History' project was part of the Royal Ulster Constabulary's Police Education Programme (PEP) which is a curricular resource for all schools in Northern Ireland.

In a major academic 'first', 34 Royal Ulster Constabulary Juvenile Liaison Officers received certificates in 'Working with Schools' at a graduation ceremony in Stranmillis University College in Belfast. The officers, who work throughout Northern Ireland, deliver the community affairs PEP to schools. Their successful completion of the seven-week course is another example of the importance we attach to ensuring our contacts with young people leave a lasting and positive impression.






Commentary of the Chief Constable

A few months ago the force established a link to a global website which is dedicated to reuniting missing children with their families. The Royal Ulster Constabulary website is linked to an international network where pictures and details of missing children can be placed and used in a search programme. To enhance the process of identification in cases in which a child has been missing for a long period, age process technology can be used to estimate an individual's appearance as time passes. This is a valuable tool in our ongoing efforts to protect

The Royal Ulster Constabulary website is linked to an international network where pictures and details of missing children can be placed

Ulster Constabulary's Webmaster, Tim Hedgley, is now invited regularly to lecture to other police forces, in the UK and beyond, about the development and use of the internet within a policing environment. The Royal Ulster Constabulary's website address is www.ruc.police.uk

Police have also linked up with the retail business community to improve child safety in Northern Ireland. Thousands of leaflets, posters and stickers were produced as part of the Safe Child Scheme in association with Tesco, Sainsbury's and Coca-Cola. The leaflet, which is widely available,



www.missing kids.co.uk

children at risk and can be accessed by a link from the home page of the Royal Ulster Constabulary's website which will be redeveloped as new policing structures and titles unfold. It continues to receive an impressive average of 400,000 'hits' every month. Indeed, so successful has been our website that the Royal



spells out what shop staff and parents should do when a child becomes lost in a store or shopping centre. It also advises parents what to tell children they should do if they get lost. This scheme is yet another example of police in partnership with the community: in this case it forges an alliance between shop owners, families, the voluntary sector and the police, which puts the protection of children at the centre of all our thinking.

Children featured prominently in various fundraising activities



Commentary of the Chief Constable

undertaken by my officers during the year. Only one example is where a group, under the direction of Inspector Stevie Wilson, staged a gala Christmas dinner and raised £12,000 for the Northern Ireland Children's Hospice. This achievement, and many others, raising many tens of thousands of pounds throughout the country, was made possible by the generosity of the men and women of the Royal Ulster Constabulary, police and civilian, doing what they do best – supporting their community.

the year was, in many respects, a challenging one for the men and women of the police service, they still found time to raise money for a most deserving cause. A truly outstanding total of £235,000 was raised, a wonderful sum representing an exceptional effort. The huge range of activities right across Northern Ireland, and further afield, in every department, branch and sub-division is testimony to the ingenuity and endeavour which my officers and staff employed. Every avenue was explored, from sales



As last year had the added significance of being Millennium Year, it was decided to make a special effort to raise funds for the Royal Ulster Constabulary Benevolent Fund, the force's designated charity for the year 2000, which provides an essential service to members of the Royal Ulster Constabulary family. While

of crystal to coffee mornings, concerts and a world record jumbo jet pull. The fact that my officers faced difficult challenges on a daily basis but still found time to raise almost a quarter of a million pounds is worthy of my very special recognition and thanks.



Commentary of the Chief Constable

In concluding this commentary on the Royal Ulster Constabulary year I am only too conscious that this report is published as the traditional marching season is scheduled to reach its busiest period. The vast majority of parades pass off peacefully and without incident. This is to the credit of all concerned. But a small number of contentious marches do continue to cause problems. If the experiences of the recent past are anything to go by, the community may face periods of tension, disruption and possibly danger as both sides, and their allies in some protracted disputes, react in various ways to whatever ruling the Parades Commission reaches. There are many imponderables in this saga but two certainties persist: the wider community will suffer because marchers and residents cannot agree and police officers will endeavour to enforce the law, risking their lives trying to preserve the peace and protect the community.

Whilst this issue is centred on Drumcree at Portadown, Co. Armagh, the parades problem engulfs the entire Province in a self-destructive annual ritual. Marchers and residents protest if they don't get what they want, criminal elements wait in the wings to use the unrest for their own evil purposes and police are

caught in the middle. The overwhelming majority of people who simply want to get on with their own day-to-day lives and business are inconvenienced and imperiled. This wasteful madness must cease.

Last year's statistics for the period 1-15 July show only the extent of the physical harm – 275 people injured, including 191 police officers and 14 army personnel. In many incidents there was a real risk of fatalities. There was also much damage to property. Over this period 290 petrol bombing incidents were recorded, including attacks on homes and businesses. Over a thousand such devices were also recovered by police. Police efforts to contain this violence are shown in the number of arrests connected to incidents of public disorder – 244 in total.

In financial terms this mayhem and destruction led to additional policing costs of £5.5 million in July. In the face of having to balance a diminishing budget in real terms, such an overspend inevitably means that some other aspect of the policing service is curtailed. That is in no-one's best interests.

I want to see an end to the parades disputes and will assist in any way I can to bring that about. But, ultimately, it is up to the communities involved to reach an agreement, an accommodation from which all sides, and the whole community in Northern Ireland may then benefit at a series of levels – personal, social



Commentary of the Chief Constable

and commercial – to the betterment of our society.

In conclusion, I cannot emphasise too strongly my desire, and the police service's need, to work in partnership with all communities in Northern Ireland. Surely we all want a society in which we can live together in peace free from crime. Police need everyone's support if we are to achieve this. We are making progress through a range of partnerships and arrangements, but we need to create and build more relationships and to continuously strengthen these. We have shown ourselves to be more than willing to adapt and to change, to be open to scrutiny and reform. We will embrace the challenges of the year ahead, working with all those who, like us, strive for a peaceful and just society. The Royal Ulster Constabulary, as a linchpin in delivering tomorrow's police service, will not be found wanting.

Finally, I welcome the formal opportunity provided by this report to pay a very sincere tribute to truly exceptional men and women, who, as members of

the Royal Ulster Constabulary, the Royal Ulster Constabulary Reserve or civilian colleagues, provide so much to the Province. They do this often without a clear appreciation from the communities they serve. Indeed, policing would simply not be possible without the commitment of my officers and their families.

I also wish to record my thanks over the last 12 months to the many individuals, all the groups and organisations with whom we continue to have, or have formed very effective working relationships. I include in these our military colleagues, our counterparts in An Garda Síochána and other police forces in Great Britain and further afield, staff associations, Government Departments and Agencies, the Police Authority for Northern Ireland, and in particular its chairman, Mr. Pat Armstrong, other groups and the wider public without whose support no policing service can properly function.





Financial Commentary

Main Police Grant 2000/01 £652m

The Grant allocated to the Chief Constable for police purposes during the 2000/01 financial year was £652.5m, which was less than the previous year's Grant of £655.2m. This level of funding reflects a real decrease in resourcing by approximately 3%, adjusting for inflationary pressures.

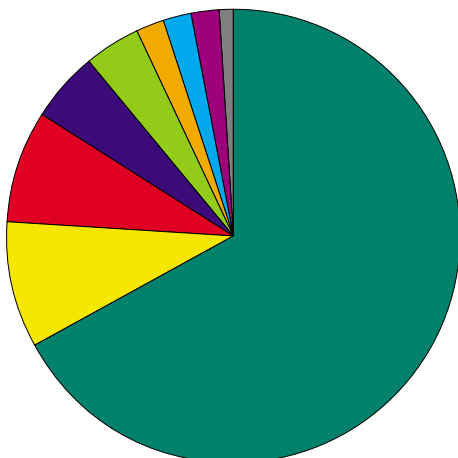
The overall financial management target for 2000/01 was to live within budget, thereby containing inflationary pressures of approximately £19m. Actual net expenditure for police purposes for 2000/01 was £652.94m, reflecting a marginal overspend of £0.4m (0.08%) against the approved Grant, which was offset against the revenue balance carried forward. This outcome represents a significant success by the Force in its financial management, and was achieved despite additional financial

pressures arising as a result of dissident Republican and Loyalist terrorist activities, and security costs associated with the Drumcree protest. This financial result was accomplished through selective reductions in planned expenditure, as full additional funding was not provided to meet these pressures.

The most significant financial pressure arose from police overtime. The target for 2000/01 was set at 6,670 Average Daily Hours (ADH) of overtime activity, a level that has never previously been attained. This represents a 76% reduction on the level of overtime in 1993/4, the year before the first PIRA ceasefire. The actual overall daily average for overtime was 9,403 ADH, which included a peak of 20,500 ADH in July. This outcome compares favourably with the previous year, which averaged some 9,610 ADH, including 22,800 ADH for July.



Main Police Grant Expenditure 2000/01 £652m



	£M	%
Police Pay	439	67
Pensions	62	9
Civilian Pay	53	8
Incidental Expenses	32	5
Accommodation Services	24	4
Capital	15	2
Telecoms and Technology	13	2
Transport	11	2
Supplies and Catering	8	1
Gross Total	657	100
Less Receipts	-5	
Net Total	652	



Financial Commentary

Patten Expenditure 2000/01

The second half of the 2000/01 financial year saw the start of the implementation of the change management process arising as a result of the Patten Report. Additional funding of £7.36m for this period was received to finance non-severance Patten expenditure on such items as vehicles, information technology, estates and the change management process.

Officers began to leave the Force under the first year of the Voluntary Early Retirement/Severance Scheme for RUC Regular and Full-time Reserve officers in January 2001. Four hundred and eighty three officers left during the three months to March 2001. The total in-year cost of the scheme was approximately £28m, which included lump sum payments, commutation and pension costs and a range of support services. Salary savings arising from the officers leaving the Force were deducted from the Main Police Grant to fund severance payments.

Annual Financial Statements

New commercial style accounts (Reserve Accounts) for the year ended 31 March 2000 were prepared for the first time and examined by the Northern Ireland Audit Office (NIAO). We are pleased to record that a clean audit opinion was received from the NIAO.

Funding Announcement for 2001/02 to 2003/04

A three-year strategic financial plan was prepared following the Spending Review Funding Announcement for 2001/02 to 2003/04, which assessed the projected expenditure against available funding. Overall during this period there is a 20.7% funding cut in real terms after adjusting for inflation. These significant funding cuts have led to projected funding deficits of £20.4m in 2001/02, £29.5m in 2002/03 and £67.3m in 2003/04, after taking account of the savings accruing through the severance programme which reduces the available funding for police purposes. This is a position I am certainly not happy with, especially during a period in which the Police Service is experiencing significant change arising from the Patten Report. Should appropriate additional funding not be made available, I have no doubt the required cuts would severely impact on our ability to maintain basic services over the three-year period. The Northern Ireland Office has been made aware of the consequences of these cuts and the impact that these will have on the implementation programme arising from the Patten Report. We remain in discussion in this critical area.

Appendices

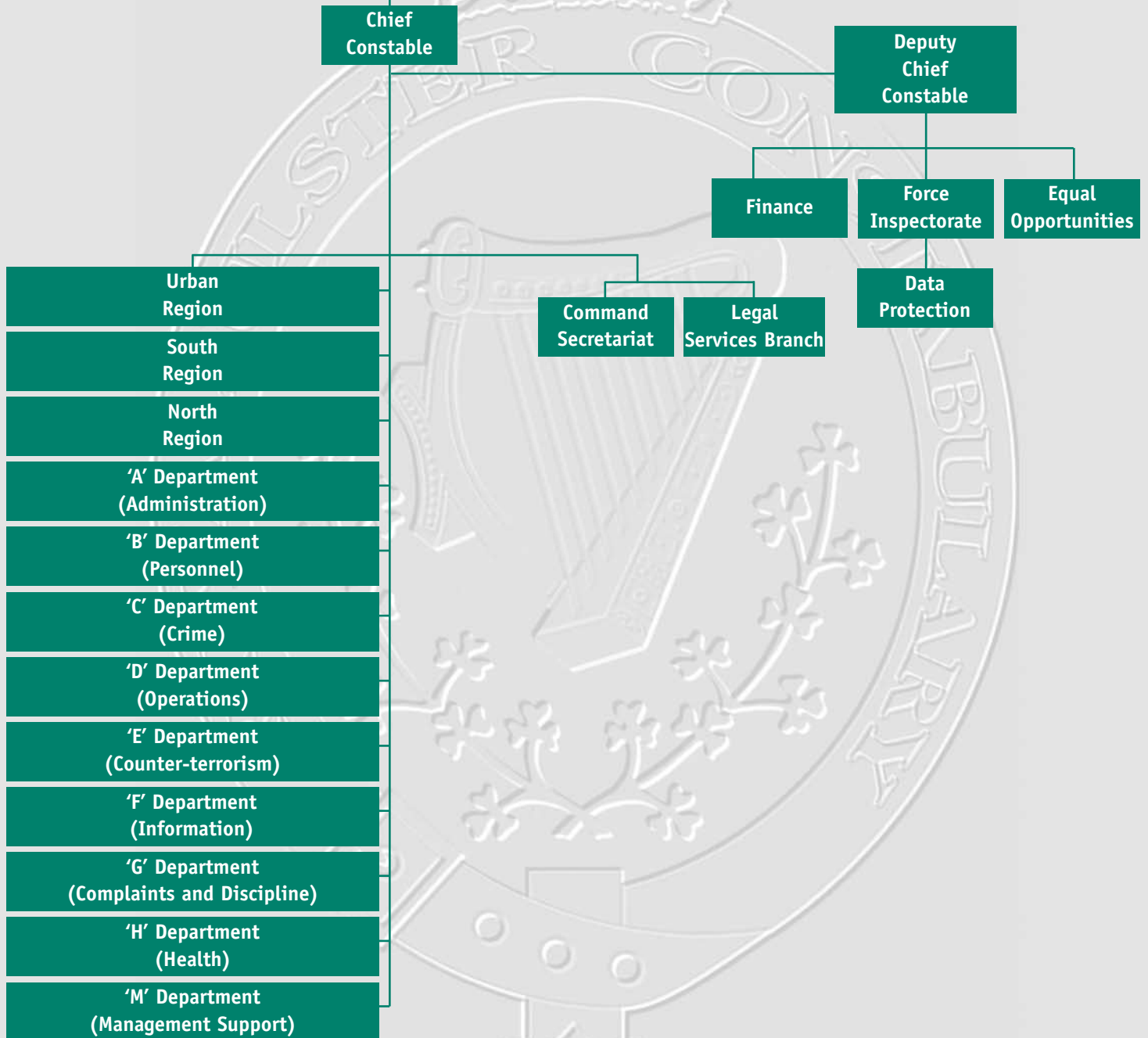




1. Organisation Chart 2000/2001



Sir Ronnie Flanagan







3. A Typical Day...

for the Royal Ulster Constabulary included:

- 329 recorded crimes
- 89 crimes cleared
- 5 drug seizure incidents
- 69 persons arrested
- 39 domestic incidents
- 23 road traffic injury accidents
- 9 parades
- 4 attacks on police as a result of terrorism or serious public disorder
- 130,000 kilometres travelled by police vehicles





4. Personnel

Table 1: Establishment and Strength

	Establishment as at 31st March 2001	Effective Strength (Does not include Secondments) as at 31st March 2001
Chief Constable	1	1
Deputy Chief Constable	2	1
Assistant Chief Constable	9	4
Chief Superintendent	161	33
Superintendent		91
Chief Inspector	168	150
Inspector	490	433
Sergeant	1,414	1,278
Constable	6,243	5,819
Total Regulars	8,488	7,810
RUC Reserve Full-Time	3,202	2,496
RUC Reserve Part-Time	1,765	1,073
Civilian Staff		
Full-Time		2,971
Part-Time		454

Table 2: Promotions during 2000/01

	Promotions To
Chief Constable	0
Deputy Chief Constable	0
Assistant Chief Constable	0
Chief Superintendent	13
Superintendent	9
Chief Inspector	14
Inspector	22
Sergeant	42



4. Personnel

Table 3: Gender

Employee Group	M	All employees		
		F	Total	%F
RUC Regulars	6,916	978	7,894	12.4
RUC Full Time Reserve	2,269	224	2,493	9.0
RUC Part Time Reserve	690	382	1,072	35.6
NICS staff on secondment	685	1,581	2,266	69.8
Civilian direct recruits	469	681	1,150	59.2

Table 4: Perceived Religious Affiliation

Employee Group	All employees				% Perceived Roman Catholic
	Perceived Protestant	Perceived Roman Catholic	Undetermined	Total	
RUC Regulars	6,958	661	275	7,894	8.4
RUC Full Time Reserve	2,175	175	143	2,493	7.0
RUC Part Time Reserve	1,004	53	15	1,072	4.9
NICS staff on secondment	1,910	274	82	2,266	12.1
Civilian direct recruits	893	165	92	1,150	14.3

RUC figures relate to 31.3.01

Civilian figures relate to 01.01.01





4. Personnel Honours and Awards

I am pleased to record that the following honours and awards were received by members of the Royal Ulster Constabulary and Royal Ulster Constabulary Reserve during the year:



OFFICER OF THE CIVIL DIVISION OF THE ORDER OF THE BRITISH EMPIRE

A McQUILLAN,
Assistant Chief Constable



MEMBER OF THE CIVIL DIVISION OF THE ORDER OF THE BRITISH EMPIRE

R W HOOKE, Chief Superintendent
H WALLACE, Chief Superintendent
D S M RUSSELL, Superintendent
R N K LYNCH, Constable
W E O'FLAHERTY, Constable
G E BOND, Inspector
J R ADAIR, Sergeant
A M McMULLAN, Sergeant



QUEEN'S POLICE MEDAL

D H CULLY, Chief Superintendent
S C GRANGE, Chief Superintendent
J H MIDDLEMISS, Chief
Superintendent
G M DYER, Superintendent
B D WILSON, Superintendent
C W T GILL, Chief Inspector
J G McCARROLL, Chief Inspector

QUEEN'S COMMENDATION FOR BRAVERY

G W A ALLEN, Inspector
T N WORKMAN, Sergeant
C R WILLIAMSON, Constable
I K BEGLEY, Constable
D R ADDISON, Constable
D H HAMMERTON, Constable
R A M SHAW, Res. Constable F/T

ROYAL HUMANE SOCIETY – COMMENDATION

P F HINDLEY, Superintendent
R T GREER, Constable
M J McHAFFIE, Constable
M J ROBINSON, Constable

ROYAL HUMANE SOCIETY – PARCHMENT

J J QUINN, Superintendent
J N KYLE, Constable
P J LEEKE, Constable
M A STEVENSON, Sergeant
P S WYLIE, Sergeant

ROYAL HUMANE SOCIETY – RESUS

P M DUGGAN, Constable
B PETRIE, Constable
D LAWRENCE, Res. Constable F/T

ROYAL HUMANE SOCIETY – VELLUM

A B BAILEY, Chief Inspector
D DOWDS, Constable
S W SPIERS, Constable
M J TRUESDALE, Constable
C I CHARTRES, Sergeant
P McCORMICK, Sergeant

SOCIETY FOR THE PROTECTION OF LIFE FROM FIRE AWARD

D C GREENE, Constable
J W LYTTLE, Constable
W G MAGOWAN, Constable
J A McCONWAY, Constable
D M POINTON, Constable
A G PYPER, Constable
S P RAINEY, Constable
S R J RICE, Constable
J H ABERNETHY, Res. Constable
F/T
D W FREEMAN, Res. Constable F/T
I W J MONTGOMERY, Res.
Constable F/T



4. Personnel Commendations



The Police Long Service and Good Conduct Medal was awarded to 700 regular officers each with 22 years service. The Reserve Long Service Medal for officers with service of 15 years was awarded to 210 reservists.



The Chief Constable also commended 751 officers for good police duty as follows:

	Regular Officers	Reserve Constables
Highly Commended	102	14
Commended	537	98
Total	639	112

Extracts from Commendation Awards for Good Police Duty Performed

The officers displayed fortitude and great courage when they went to the aid of a woman who was attempting suicide. The distressed woman had climbed to the top of some scaffolding and was threatening to jump off. One of the members gained the lady's confidence whilst on the ground and then later on a turntable ladder whilst the other scaled the scaffold. Then both officers persuaded the woman to climb down.

Acting on intelligence reports received the officers involved mounted a surveillance operation which identified a major drug dealer. When the officers acted, the drugs haul they uncovered was valued at approximately £135,000.

During a search operation, the officers heard a series of loud bangs and spotted a youth with what appeared to be a long barrelled firearm. Despite believing that they were under attack from a gunman, the officers acted bravely without hesitation, making a successful arrest and recovering a number of weapons.

During a call to a domestic incident, the officers were present when a male family member suffered a major heart attack. It was due to the two officers decisive, fast actions by giving the man Cardio-Pulmonary Resuscitation that his life was saved.

4. Personnel

Extracts from Letters of Appreciation



I recently travelled in a convoy of motorcycles to the funeral of Joey Dunlop in Ballymoney, and I felt compelled to write to you to express my thanks to your officers who assisted the congregation that day. I spoke with an officer who was an example of friendliness and civility, a credit to your Force, in fact all the officers I encountered were helpful and courteous on such a sad day.

We would like to thank the members of the Royal Ulster Constabulary for their Province-wide work in the past days. We would like to say a very big 'Thank-you' to the people on the traffic hot-line. I found their service invaluable as we had friends visiting for a wedding who needed to be directed to various places. We didn't lose anyone!

I write to express gratitude to the members of the RUC for the professional manner in which you policed the protests of recent days. The remarkable restraint and the discipline of your officers, often under the most unreasonable provocation, has won the admiration of law-abiding people throughout Ireland, North and South.

I had a minor accident involving a cyclist, on Tuesday morning of this week. Naturally I was very upset by the whole business, but I could have done nothing to prevent the accident. I am writing to let you know of the kind and sensitive treatment I received from your constable. He was absolutely wonderful, and even brought me a cup of tea. He knew I was very upset, but by the time I left the police station he had me laughing.

As one of the large 'silent majority' I feel that it is more than time to let you know that you are often in our thoughts this side of the Irish Sea and that we pray for the success of the efforts for peace by responsible leaders of the Ulster communities.

Note: Reference to named individuals has been deleted.



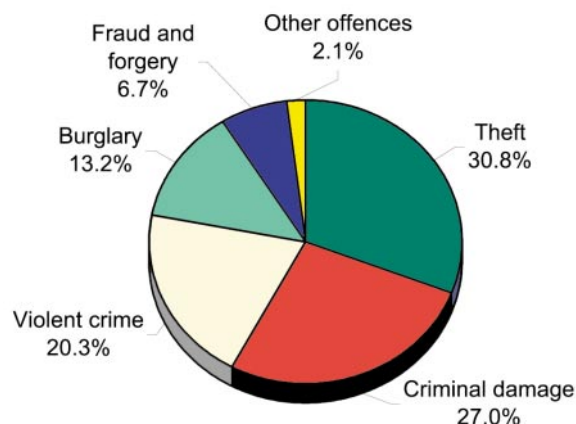


5. Crime Statistics - Commentary

Recorded Crime (Tables 1-3)

- The overall level of recorded crime was similar to that in 1999/00. The total of 119,912 offences recorded compared with the previous year's figure of 119,111, an increase of 0.7 per cent.
- More than seven-tenths (70.9 per cent) of all offences recorded were crimes against property (i.e. burglary, theft and criminal damage offences). Comparing 1999/00 and 2000/01, property crime rose by 0.9 per cent (from 84,286 to 85,052). A rise in criminal damage offences was partially offset by a small reduction in the number of burglary and theft offences.
- A further 20.3 per cent were violent crimes (offences against the person, sexual offences and robbery). Over this period, the number of violent offences recorded rose by 160 offences to 24,323. This rise was accounted for by an increase in robbery offences (from 1,383 to 1,767). Conversely there was a marked fall in sexual offences (down 11.8 per cent to 1,176). Offences against the person also decreased (albeit marginally), from 21,447 to 21,380.
- A total of 32,522 offences were cleared during the year. This compared with 36,004 during 1999/00. The overall clearance rate fell from 30.2 per cent to 27.1 per cent.
- Broadly speaking, clearance rates tend to be high where victims can readily identify the offender (e.g. certain violent offences) or where police knowledge of the crime directly identifies the offender (e.g. drugs offences). During 2000/01, the clearance rate for 'other notifiable offences' (which includes drugs offences) was 88.5 per cent. The clearance rates for sexual offences and offences against the person were also high, at 67.8 per cent and 59.6 per cent respectively.
- In the case of offences where the victim can less easily identify the offender, clearance rates are correspondingly lower. The lowest clearance rates for the current year were in respect of burglary (14.4 per cent), criminal damage (14.3 per cent) and robbery (12.8 per cent).

Recorded Crime by Offence Class 2000/01





5. Crime Statistics - Commentary

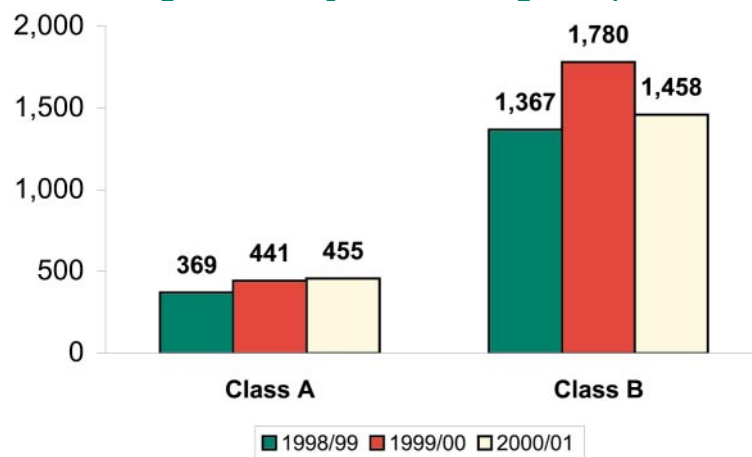
Police and Criminal Evidence (PACE) Order (Tables 4-5)

- A total of 25,330 arrests were made under PACE during 2000/01, compared with 28,082 during the previous year, a fall of 9.8 per cent. A large majority of those arrested (87.0 per cent) were male.

Drug Seizures and Arrests (Table 6)

- During 2000/01, 1,750 drug seizure incidents were recorded, a decrease of 15.0% on 1999/00. As in previous years, most seizure incidents involved class B drugs.
- The number of seizures involving class A drugs rose over this period, from 441 to 455. Ecstasy was the most frequently seized class A drug. Comparing 1999/00 and 2000/01, the number of ecstasy tablets seized decreased from 448,015 to 410,671. However there was a substantial increase in the amount of cocaine and opiates seized.
- The number of seizures involving class B drugs fell over the same period (from 1,780 to 1,458). Cannabis was the most frequently seized class B drug. There was a decrease in both the number of seizures involving cannabis and the amount of the drug seized.
- The number of persons arrested for drugs-related offences decreased from 1,480 in 1999/00 to 1,266.

Number of Drug Seizures by Class of Drug 1998/99 – 2000/01



Juvenile Referrals (Table 7)

- Juvenile Liaison Bureaux involve the sub-divisional juvenile liaison officer, social services, the Education Welfare Service and the Probation Service. The objective is to divert young offenders from the courts. The means by which an offender can be dealt with range from advice and warning to prosecution.
- During the year, 12,862 juveniles were referred, an increase of 4.4% on 1999/00 (12,323). Half of all referrals (50.5 per cent) resulted in advice and warning.

Domestic Violence (Table 8)

- The RUC responded to 14,325 domestic incidents, of which 7,254 involved violence, a decrease on the previous year.



5. Crime Statistics

Table 1: *Notifiable Offences Recorded and Cleared (Under Revised Home Office Counting Rules) 1999/00 and 2000/01*

	1999/00			2000/01		
	Total Offences Recorded	Total Offences Cleared	% Clearance Rate	Total Offences Recorded	Total Offences Cleared	% Clearance Rate
Offences against the person						
Murder	29	25	86.2	44	27	61.4
Manslaughter	5	4	80.0	4	2	50.0
Infanticide	0	0	—	0	0	—
Attempted murder	61	34	55.7	124	25	20.2
Threat or conspiracy to murder	506	367	72.5	526	385	73.2
Causing death by reckless driving	41	34	82.9	29	22	75.9
Wounding with intent/GBH with intent	282	146	51.8	358	148	41.3
Wounding/GBH/AOABH	4,818	2,215	46.0	4,827	1,914	39.7
Explosives offences endangering life	29	9	31.0	70	8	11.4
Firearms offences endangering life	97	60	61.9	94	64	68.1
Intimidation	469	102	21.7	624	73	11.7
Harassment	510	419	82.2	713	615	86.3
Aggravated assault	332	268	80.7	411	320	77.9
Common assault	11,990	7,993	66.7	11,452	7,328	64.0
Assault on police	1,637	1,487	90.8	1,464	1,247	85.2
Obstructing police	531	488	91.9	523	488	93.3
Other offences against the person	110	52	47.3	117	86	73.5
Totals	21,447	13,703	63.9	21,380	12,752	59.6
Sexual offences						
Rape	279	205	73.5	209	139	66.5
Attempted rape	32	31	96.9	23	18	78.3
Buggery	25	16	64.0	34	23	67.6
Unlawful carnal knowledge of a girl under 14 years	7	10	142.9	11	8	72.7
Unlawful carnal knowledge of a girl 14 years and under 17 years	90	83	92.2	51	38	74.5
Indecent assault on a female	190	168	88.4	166	102	61.4
Indecent assault on a female child	373	272	72.9	342	248	72.5
Indecent assault on a male	28	22	78.6	21	17	81.0
Indecent assault on a male child	123	86	69.9	134	101	75.4
Indecency between males	9	7	77.8	17	15	88.2
Indecent exposure	143	69	48.3	135	63	46.7
Indecent conduct towards a child	16	16	100.0	18	15	83.3
Other sexual offences	18	16	88.9	15	10	66.7
Totals	1,333	1,001	75.1	1,176	797	67.8
Burglary						
Burglary in a dwelling	7,594	1,250	16.5	8,315	1,115	13.4
Aggravated burglary in a dwelling	71	40	56.3	60	27	45.0
Burglary in a building other than a dwelling	8,192	1,101	13.4	7,295	988	13.5
Aggravated burglary other than in a dwelling	6	4	66.7	0	0	—
Going equipped for stealing	201	190	94.5	175	158	90.3
Totals	16,064	2,585	16.1	15,845	2,288	14.4



5. Crime Statistics

Table 1: Notifiable Offences Recorded and Cleared (Under Revised Home Office Counting Rules) 1999/00 and 2000/01 (Continued)

	1999/00			2000/01		
	Total Offences Recorded	Total Offences Cleared	% Clearance Rate	Total Offences Recorded	Total Offences Cleared	% Clearance Rate
Robbery						
Robbery	610	119	19.5	658	93	14.1
Armed robbery	682	124	18.2	927	115	12.4
Hijacking	91	25	27.5	182	18	9.9
Totals	1,383	268	19.4	1,767	226	12.8
Theft						
Theft, one person from another	288	51	17.7	362	40	11.0
Theft in a dwelling	675	301	44.6	685	240	35.0
Theft by an employee	375	283	75.5	286	174	60.8
Theft of pedal cycles	1,223	85	7.0	1,121	82	7.3
Shoplifting	5,827	3,450	59.2	6,082	3,405	56.0
Theft from motor vehicles	6,327	443	7.0	5,713	243	4.3
Theft or unauthorised taking of motor vehicles	10,196	1,346	13.2	10,806	1,236	11.4
Vehicle tampering/interference	1,417	80	5.6	1,534	63	4.1
Handling of stolen goods	471	428	90.9	384	350	91.1
Other thefts	10,221	1,537	15.0	9,914	1,275	12.9
Totals	37,020	8,004	21.6	36,887	7,108	19.3
Fraud and forgery						
Deception	4,873	2,437	50.0	4,100	1,682	41.0
Forgery and counterfeiting	479	157	32.8	629	122	19.4
Making off without payment	2,211	592	26.8	2,966	694	23.4
Other frauds	336	280	83.3	349	309	88.5
Totals	7,899	3,466	43.9	8,044	2,807	34.9
Criminal damage						
Arson	2,300	208	9.0	2,429	166	6.8
Petrol bombing offences	59	16	27.1	88	22	25.0
Explosives offences	28	2	7.1	41	2	4.9
Criminal damage/malicious damage offences	28,713	4,437	15.5	29,635	4,334	14.6
Threats/intent to damage property or endanger life	102	82	80.4	127	98	77.2
Totals	31,202	4,745	15.2	32,320	4,622	14.3
Offences against the state						
Offences under the Northern Ireland (Emergency Provisions) Act	25	24	96.0	31	29	93.5
Firearms offences	83	55	66.3	105	67	63.8
Offences under the Public Order (NI) Order	357	314	88.0	328	278	84.8
Other offences against the public order	236	37	15.7	322	38	11.8
Totals	701	430	61.3	786	412	52.4

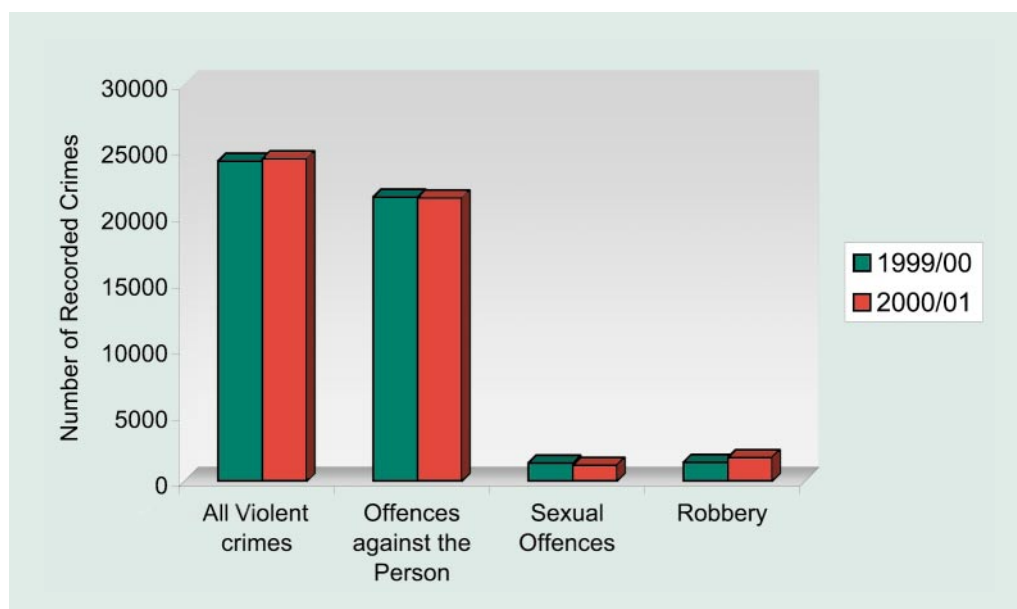


5. Crime Statistics

Table 1: *Notifiable Offences Recorded and Cleared (Under Revised Home Office Counting Rules) 1999/00 and 2000/01 (Continued)*

	1999/00			2000/01		
	Total Offences Recorded	Total Offences Cleared	% Clearance Rate	Total Offences Recorded	Total Offences Cleared	% Clearance Rate
Other notifiable offences						
Blackmail	36	15	41.7	14	8	57.1
Kidnapping and false imprisonment	47	29	61.7	49	29	59.2
Drug offences (Total)	1,718	1,545	89.9	1,453	1,279	88.0
Trafficking offences	193	179	92.7	228	210	92.1
Non-trafficking offences	1,525	1,366	89.6	1,225	1,069	87.3
Dangerous driving	206	180	87.4	167	168	100.6
Other notifiable offences	55	33	60.0	24	26	108.3
Totals	2,062	1,802	87.4	1,707	1,510	88.5
Grand Totals	119,111	36,004	30.2	119,912	32,522	27.1

Violent Crime 1999/00 and 2000/01





5. Crime Statistics

Table 2: Notifiable Offences Recorded and Cleared (Under Revised Home Offences)

Divison		Offences against the Person	Sexual Offences	Burglary	Robbery
A	Recorded	2,572	105	2,248	423
	Cleared	1,360	64	344	41
B	Recorded	2,800	88	1,173	217
	Cleared	1,751	82	167	36
D	Recorded	3,514	173	2,215	400
	Cleared	1,753	103	328	36
E	Recorded	1,014	98	1,805	227
	Cleared	485	50	252	24
G	Recorded	1,754	83	1,522	75
	Cleared	1,135	58	107	15
H	Recorded	1,173	43	1,038	65
	Cleared	729	25	128	5
J	Recorded	1,655	107	1,162	68
	Cleared	1,206	80	162	13
K	Recorded	1,086	35	675	25
	Cleared	759	28	121	1
L	Recorded	982	110	893	24
	Cleared	687	93	108	8
N	Recorded	2,387	209	882	89
	Cleared	1,287	132	132	19
O	Recorded	1,262	37	994	82
	Cleared	789	24	130	13
P	Recorded	1,181	88	1,238	72
	Cleared	811	58	309	15
Totals	Recorded	21,380	1,176	15,845	1,767
	Cleared	12,752	797	2,288	226

* Recorded total includes deception offences reported directly to Cheque Squad for which

Table 3: Notifiable Offences Recorded and Cleared (Under Revised Home Offences) by Method of Clearance and Division 2000/01

Divison	Total Recorded Offences*	Charge/ Summons	Caution**	Taken into Consideration
A	18,876	2,283	821	111
B	14,096	1,409	398	36
D	20,023	2,043	679	172
E	10,899	857	346	213
G	9,519	939	330	57
H	6,319	675	224	46
J	7,658	957	376	73
K	4,360	495	246	34
L	4,999	740	232	31
N	8,429	987	369	5
O	7,079	780	341	24
P	7,575	887	360	349
TOTALS	119,912	13,052	4,722	1,151

* Recorded total includes deception offences reported directly to Cheque Squad for which

** Includes juvenile advice and warning

*** Under 10 years old



Office Counting Rules) by Division 2000/01

Theft	Fraud and Forgery*	Criminal Damage	Offences against the State	Other Notifiable Offences	Totals
8,308	1,454	3,506	133	127	18,876
1,584	382	517	45	104	4,441
4,534	963	4,079	46	196	14,096
547	204	421	30	190	3,428
5,653	1,367	6,133	193	375	20,023
956	418	571	118	338	4,621
3,686	1,019	2,906	21	123	10,899
601	259	229	18	106	2,024
2,618	579	2,764	36	88	9,519
473	209	431	18	79	2,525
1,863	441	1,569	40	87	6,319
379	224	293	17	74	1,874
2,116	415	1,930	76	129	7,658
462	220	379	58	118	2,698
997	288	1,129	42	83	4,360
259	158	255	22	86	1,689
1,287	310	1,228	45	120	4,999
311	164	346	24	101	1,842
1,952	274	2,394	109	133	8,429
506	145	457	27	99	2,804
1,949	362	2,261	22	110	7,079
431	153	371	16	84	2,011
1,924	492	2,421	23	136	7,575
599	271	352	19	131	2,565
36,887	8,044	32,320	786	1,707	119,912
7,108	2,807	4,622	412	1,510	32,522

the offence location was unknown.

Home Office Counting Rules)

Method of Clearance				
Offender Under Age***	Complainant Declined to Prosecute	Otherwise Disposed of	Total Offences Cleared (All Methods)	% Clearance Rate
25	1,044	157	4,441	23.5
8	1,235	342	3,428	24.3
44	1,402	281	4,621	23.1
22	428	158	2,024	18.6
19	933	247	2,525	26.5
18	754	157	1,874	29.7
20	1,027	245	2,698	35.2
23	685	206	1,689	38.7
14	627	198	1,842	36.8
15	1,251	177	2,804	33.3
13	705	148	2,011	28.4
24	783	162	2,565	33.9
245	10,874	2,478	32,522	27.1

the offence location was unknown.



5. Crime Statistics

Table 4: Police and Criminal Evidence (PACE) Order — Persons and Vehicle

	Stolen Property		Firearms		Offensive Weapon	
	Searched	Arrested as a result of search	Searched	Arrested as a result of search	Searched	Arrested as a result of search
April	110	7	4	0	18	2
May	65	15	13	0	29	7
June	73	17	5	0	26	14
July	43	6	1	0	3	1
August	72	8	14	1	15	1
September	77	15	6	0	9	0
October	91	7	21	0	15	3
November	101	12	19	1	13	3
December	44	8	2	0	6	1
January	85	11	4	2	15	5
February	54	9	15	0	15	0
March	53	2	4	0	4	1
TOTALS	868	117	108	4	168	38

Searched

Arrested as a result of search

Table 5: Police and Criminal Evidence (PACE) Order — Detention Statistics

	Arrests under PACE			
	Totals	Gender		Arrests For Notifiable Offences
		Male	Female	
April	2,330	2,066	264	1,618
May	2,388	2,058	330	1,802
June	2,105	1,824	281	1,667
July	2,298	2,046	252	1,490
August	2,104	1,840	264	1,604
September	2,201	1,856	345	1,641
October	2,100	1,807	293	1,515
November	1,982	1,736	246	1,494
December	1,927	1,708	219	1,384
January	2,031	1,775	256	1,604
February	1,807	1,595	212	1,398
March	2,057	1,738	319	1,673
TOTALS	25,330	22,049	3,281	18,890



Articles Searched 2000/01

Going Equipped		Others		Totals	
3	2	22	2	157	13
18	3	22	7	147	32
21	8	19	5	144	44
22	0	22	0	91	7
4	0	28	12	133	22
2	0	27	1	121	16
31	0	16	4	174	14
26	3	22	5	181	24
18	1	10	3	80	13
40	5	5	0	149	23
16	1	37	6	137	16
22	0	36	5	119	8
223	23	266	50	1,633	232

Articles 2000/01

Requests/Delays			
Friend/Relative etc		Solicitor	
Requests	Delayed on Superintendent's Authority	Requests	Delayed on Superintendent's Authority
641	2	920	0
692	0	1034	0
505	0	872	0
501	3	979	0
396	2	895	0
472	0	958	0
317	0	808	0
279	0	803	0
368	1	783	0
383	0	903	0
343	0	788	0
393	0	858	0
5,290	8	10,601	0



5. Crime Statistics

Table 6: Drugs Seizures and Arrests 1998/99 - 2000/01

Drugs Seized		1998/99		1999/00		2000/01	
		No. of Seizures	Amount Seized	No. of Seizures	Amount Seized	No. of Seizures	Amount Seized
CLASS A							
Cocaine	Powder (gms)	12	4,923.3	22	340.3	27	1,701.4
	Wraps	—	—	—	—	—	—
	'Crack' (gms)	6	31.5	3	10.5	2	43.1
Ecstasy	Tablets	287	163,023	342	448,015	346	410,671
	Powder (gms)	6	112	8	514.1	6	498
	Capsules	4	122	—	—	4	11
LSD	Doses	6	699	17	1,818	9	117
	Microdots	1	1	—	—	2	201
Opiates	Powder (gms)	32	230.5	48	464.8	61	3,131.6
	Tablets	5	1,168	2	21	7	1,670
	Ampoules	—	—	—	—	4	203
	Mls	23	126	18	2.7	6	121
	Wraps	2	6	6	11	10	16
ALL CLASS A		369	—	441	—	455	—
CLASS B							
Cannabis	Resin (kgs)	1,205	432.8	1,584	516.5	1,320	384.4
	Herbal (kgs)	53	1.5	70	6.8	45	21.6
	Plants	8	110	14	743	11	210
	Oil (gms)	—	—	—	—	—	—
	Joints	112	163	182	232	131	253
Amphetamine	Powder (kgs)	80	5	69	3.8	51	3.9
	Wraps	23	157	20	146	8	16
	Tablets	10	541	17	6,319	8	458
Barbiturates	Tablets	1	2	1	69	—	—
ALL CLASS B		1,367	—	1,780	—	1,458	—
TOTAL SEIZURE INCIDENTS*		1,588	—	2,058	—	1,750	—

* As seizure incidents can involve more than one drug type, seizure figures for individual drugs cannot be added together to produce totals.

ARRESTS	1,264	1,480	1,266
----------------	--------------	--------------	--------------

'STREET VALUE' OF DRUGS SEIZED	£7,043,168	£11,425,982	£9,994,769
---------------------------------------	-------------------	--------------------	-------------------



5. Crime Statistics

Table 7: Juvenile Referrals 1998/99 - 2000/01

	1998/99	1999/00	2000/01
Total Number of Referrals	10,988	12,323	12,862
Resulting in Cautions*	1,327	1,325	1,314
Resulting in Advice & Warning	5,826	7,354	6,494
Resulting in Prosecution	714	643	443
Number of Pending Decisions	1,374	1,112	2,108
Resulting in No Further Police Action	1,747	1,889	2,503


* With effect from 1 February 2001 all juvenile cautions are to be administered by means of a conferencing process known as a Restorative Caution. Where possible the victim will be encouraged to participate in the conference and meet the offender concerned. Of the total cautions referred to above **43** were restorative.

Table 8: Domestic Violence Incidents 1998/99 - 2000/01

	1998/99	1999/00	2000/01
Total Number of Domestic Incidents	14,889	15,269	14,325
Total Number of Incidents involving Domestic Violence	6,761	7,558	7,254

Table 9: Racial Incidents 1998/99 - 2000/01

	1998/99	1999/00	2000/01
Total Number of Racial Incidents	90	237	260





6. Security Situation Statistics Commentary

Deaths due to the Security Situation (Table 1)

- A total of 18 people died as a result of the security situation during 2000/01, an increase of 11 on the previous year. All 18 of those killed were civilians.

Security-Related Incidents (Table 2)

- There has been a substantial rise in the number of shooting incidents recorded, from 131 in 1999/00 to 331 in 2000/01.
- Over the same period there was also an increase in the number of bombing incidents – the 177 incidents during 2000/01 (in which 206 devices were used) compared with a total of 66 incidents during 1999/00 (86 devices used).

Firearms and Explosives Finds (Table 3)

- There was a rise in the number of firearms recovered by the security forces, from 110 to 134. The amount of explosives recovered fell from 240.4 kgs to 98.9 kgs.

Paramilitary-Style Attacks (Table 4)

- The number of casualties as a result of paramilitary-style attacks rose by four-fifths, from 178 to 323. Just over half of all casualties (162, 50.2 per cent) were the victims of shootings.

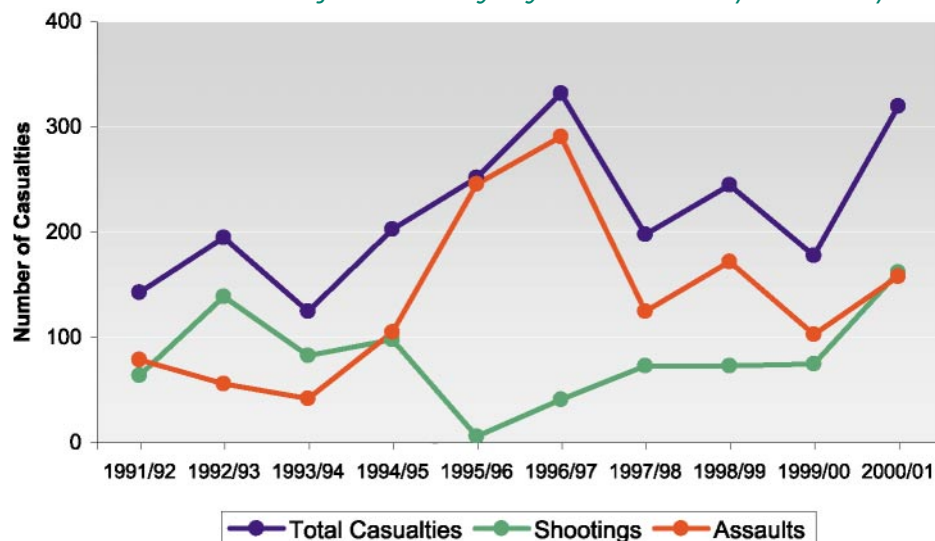
Persons Charged with Terrorist and Serious Public Order Offences (Table 5)

- Two hundred and sixty-nine persons were charged during the year, a small decrease on 1999/00 (288).

Parades (Table 6)

- A total of 3,214 parades were held during the year. Disorder occurred on six occasions.

Casualties as a Result of Paramilitary-Style Attacks 1991/92 - 2000/01





6. Security Situation Statistics

*Table 1: Number of Deaths due to the Security Situation
1991/92 - 2000/01*

	RUC	RUCR	Army	UDR/RIR*	Civilian	Totals
1991/92	6	1	5	6	97	115
1992/93	3	2	6	3	59	73
1993/94	3	2	4	1	58	68
1994/95	2	—	1	2	49	54
1995/96	—	—	—	—	12	12
1996/97	—	—	2	—	12	14
1997/98	3	1	—	—	29	33
1998/99	1	—	1	—	42	44
1999/00	—	—	—	—	7	7
2000/01	—	—	—	—	18	18

* Figures include Royal Irish Regiment (Home Service Battalions).

*Table 2: Security-Related Incidents
1991/92 - 2000/01*

	Shooting Incidents	Bombings*		Incendaries	
		Incidents	Devices Used	Incidents	Devices Used
1991/92	489	348	396	138	210
1992/93	518	275	325	67	104
1993/94	426	278	303	104	135
1994/95	272	132	146	20	24
1995/96	65	—	—	7	7
1996/97	140	50	65	7	7
1997/98	245	73	91	6	6
1998/99	187	123	229	20	20
1999/00	131	66	86	5	5
2000/01	331	177	206	9	22

* Includes explosions/ignitions and defusings.



6. Security Situation Statistics

*Table 3: Firearms and Explosives Finds
1991/92 - 2000/01*

	Firearms	Explosives (kgs)
1991/92	175	5,470.0
1992/93	205	1,044.1
1993/94	194	4,554.6
1994/95	139	448.4
1995/96	116	6.4
1996/97	103	2,462.5
1997/98	97	661.7
1998/99	104	778.4
1999/00	110	240.4
2000/01	134	98.9

*Table 4: Casualties as a Result of Paramilitary-Style Attacks
1991/92 - 2000/01*

	Shootings			Assaults*			Total Casualties (Shootings and Assaults)
	Total	By Loyalist Groups	By Republican Groups	Total	By Loyalist Groups	By Republican Groups	
1991/92	64	44	20	79	27	52	143
1992/93	139	69	70	56	33	23	195
1993/94	83	59	24	42	37	5	125
1994/95	98	55	43	105	46	59	203
1995/96	6	6	—	246	90	156	252
1996/97	41	37	4	291	125	166	332
1997/98	73	33	40	125	70	55	198
1998/99	73	40	33	172	112	60	245
1999/00	75	53	22	103	70	33	178
2000/01	162	99	63	161	89	72	323

* Beatings



6. Security Situation Statistics

Table 5: Number of Persons Charged with Terrorist and Serious Public Order Offences 1991/92 - 2000/01

Persons Charged	
1991/92	433
1992/93	417
1993/94	374
1994/95	262
1995/96	476
1996/97	591
1997/98	423
1998/99	441
1999/00	288
2000/01	269

Table 6: Parades Statistics 2000/01

	Loyalist*	Nationalist**	Other***	Total
Total parades	2,553	156	505	3,214
Legal parades	2,538	150	505	3,193
Illegal parades	15	6	—	21
Of the total:				
Parades re-routed	55	4	—	59
Parades with other conditions imposed	46	1	—	47
Parades at which disorder occurred	5	1	—	6
Parades banned	—	—	—	—

* 'Loyalist' parades include those organised by the Orange Order, the Royal Black Preceptory and the Apprentice Boys as well as band parades/contests or protest marches involving the loyalist community.

** 'Nationalist' parades includes parades organised by the Ancient Order of Hibernians, the Irish National Foresters as well as band parades/contests or protest marches involving the nationalist community.

*** 'Other' includes all other types of parades such as Youth Organisations, Remembrance Day parades, etc.





7. Road Traffic Injury Accident Statistics Commentary

Injury Accidents and Casualties (Tables 1-4)

- The number of road traffic injury accidents increased from 7,827 in 1999/00 to 8,361 in 2000/01.
- Comparing 1999/00 and 2000/01, the number of people killed or injured on Northern Ireland's roads increased by 5.0%, from 13,893 to 14,584. There were increases in both the number of people seriously injured (up 14.5% to 1,801) and slightly injured (up 3.7% to 12,620). There was also a rise in road deaths, from 150 to 163.
- Drivers of motor vehicles were the single largest casualty class during the year (49.6 per cent of the total), followed by passengers (37.0 per cent), pedestrians (7.7 per cent), motor cyclists (3.2 per cent) and pedal cyclists (1.8 per cent).
- Twelve children were killed on the roads in 2000/01 and a further 1,792 were injured.

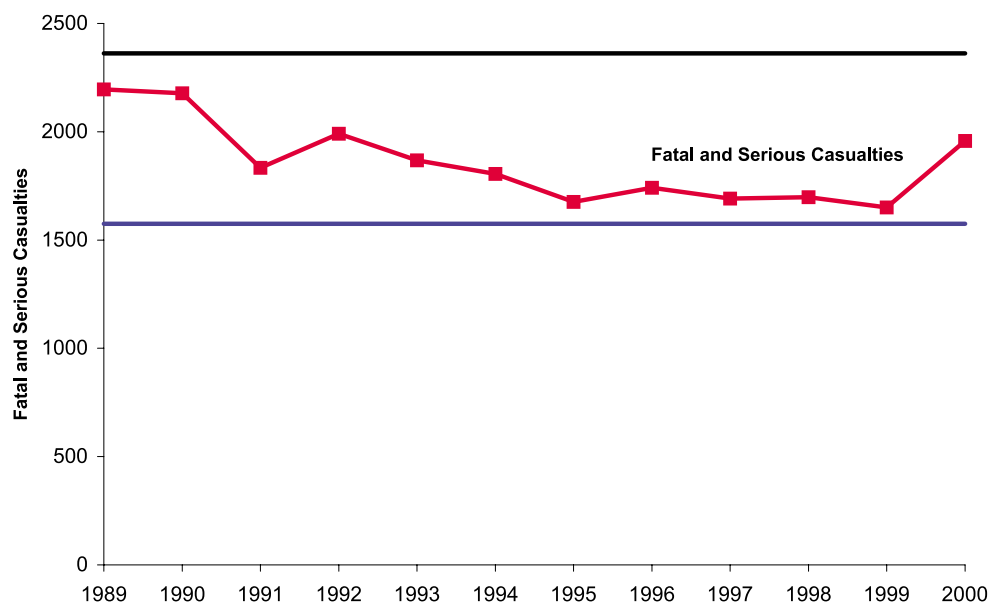
Causes of Injury Accidents (Tables 5 and 6)

- Overall, the most common cause of injury accidents in 2000/01 was 'inattention' (2,164 accidents) followed by 'emerging from a minor road/driveway without care' (1,020 accidents) and 'excess speed' (954 accidents).

The Year 2000 Target

- The Year 2000 Target, set in 1989, was to reduce the number of fatal and serious casualties by one-third by the end of the year 2000. This was based on the average number of fatal and serious casualties recorded over the period 1981-1985. The target (1,575) has not been met. During 2000, there were in fact 1,957 fatal and serious casualties.

The Year 2000 Casualty Reduction Target



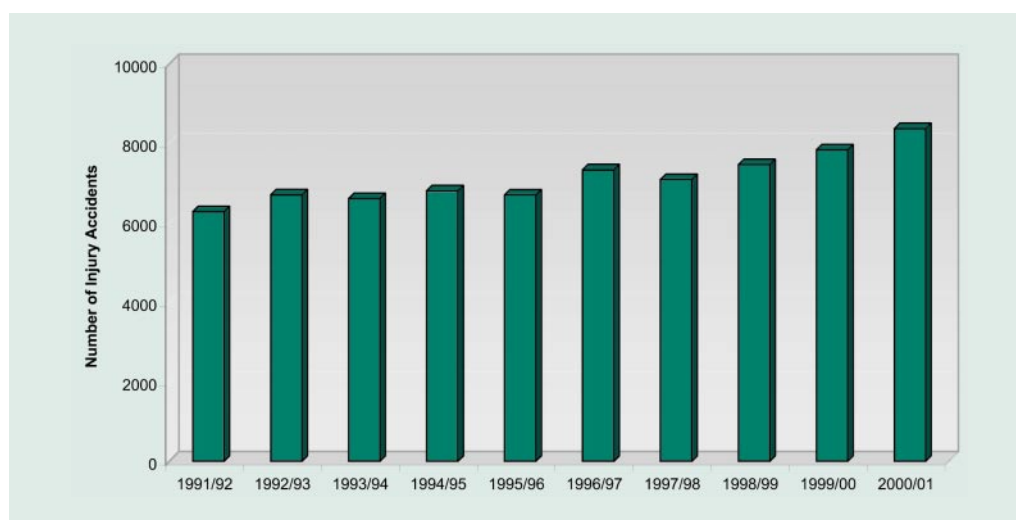


7. Road Traffic Injury Accident Statistics

Table 1: Road Traffic Injury Accidents and Casualties
1991/92 - 2000/01

	Number of Injury Accidents	Casualties			Total Casualties
		Killed	Seriously Injured	Slightly Injured	
1991/92	6,274	200	1,672	8,654	10,526
1992/93	6,699	140	1,868	9,361	11,369
1993/94	6,604	149	1,713	9,553	11,415
1994/95	6,797	148	1,588	10,224	11,960
1995/96	6,690	139	1,543	9,910	11,592
1996/97	7,325	153	1,645	11,237	13,035
1997/98	7,081	143	1,526	10,912	12,581
1998/99	7,460	150	1,462	11,682	13,294
1999/00	7,827	150	1,573	12,170	13,893
2000/01	8,361	163	1,801	12,620	14,584

Road Traffic Injury Accidents 1991/92 - 2000/01





7. Road Traffic Injury Accident Statistics

Table 2: Road Traffic Accident Casualties by Severity of Injury and Type of Road User 1996/97 - 2000/01

Type of Road User*	1996/97	1997/98	1998/99	1999/00	2000/01
Fatalities:					
Pedestrians	44	32	40	40	30
Drivers of motor vehicles	62	51	53	71	86
Motor cyclists	8	16	9	8	7
Pedal cyclists	5	7	5	—	5
Passengers	33	34	42	29	34
Pillion passengers	—	2	—	2	—
Other road users	1	1	1	—	1
TOTALS	153	143	150	150	163
Serious Injuries:					
Pedestrians	313	292	285	292	267
Drivers of motor vehicles	717	619	587	637	774
Motor cyclists	64	89	82	105	139
Pedal cyclists	51	59	53	53	52
Passengers	481	449	438	469	546
Pillion passengers	11	9	4	7	14
Other road users	8	9	13	10	9
TOTALS	1,645	1,526	1,462	1,573	1,801
Slight Injuries:					
Pedestrians	885	870	839	871	821
Drivers of motor vehicles	5,396	5,174	5,702	6,023	6,375
Motor cyclists	149	177	206	265	315
Pedal cyclists	292	277	244	226	205
Passengers	4,427	4,334	4,598	4,714	4,821
Pillion passengers	12	17	12	15	21
Other road users	76	63	81	56	62
TOTALS	11,237	10,912	11,682	12,170	12,620
All Casualties:					
Pedestrians	1,242	1,194	1,164	1,203	1,118
Drivers of motor vehicles	6,175	5,844	6,342	6,731	7,235
Motor cyclists	221	282	297	378	461
Pedal cyclists	348	343	302	279	262
Passengers	4,941	4,817	5,078	5,212	5,401
Pillion passengers	23	28	16	24	35
Other road users	85	73	95	66	72
TOTALS	13,035	12,581	13,294	13,893	14,584

* 'Passengers' include pedal cycle passengers. 'Other road users' include drivers/riders and passengers of 'other vehicles' (e.g. tractors, invalid carriages, horse-drawn vehicles, etc.).

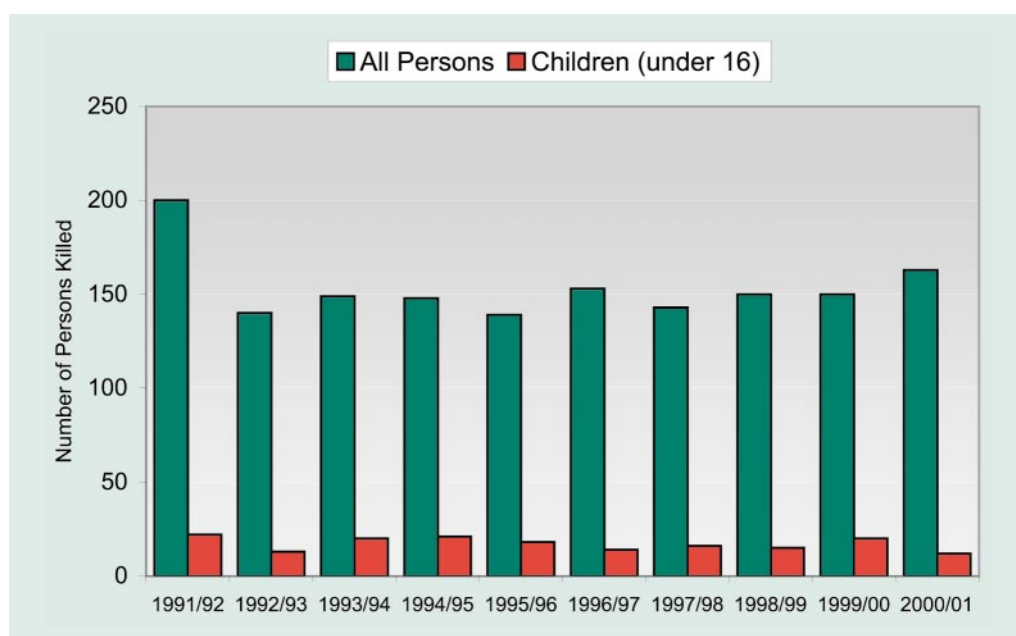


7. Road Traffic Injury Accident Statistics

Table 3: Road Traffic Injury Accidents Involving Child Casualties (Under 16)
1991/92 - 2000/01

	Number of Injury Accidents	Child Casualties			Total Casualties
		Killed	Seriously Injured	Slightly Injured	
1991/92	1,305	22	289	1,269	1,580
1992/93	1,416	13	329	1,329	1,671
1993/94	1,300	20	278	1,288	1,586
1994/95	1,400	21	282	1,430	1,733
1995/96	1,385	18	248	1,448	1,714
1996/97	1,419	14	273	1,578	1,865
1997/98	1,398	16	248	1,488	1,752
1998/99	1,472	15	218	1,641	1,874
1999/00	1,402	20	201	1,546	1,767
2000/01	1,376	12	226	1,566	1,804

Persons Killed in Road Traffic Accidents 1991/92 - 2000/01





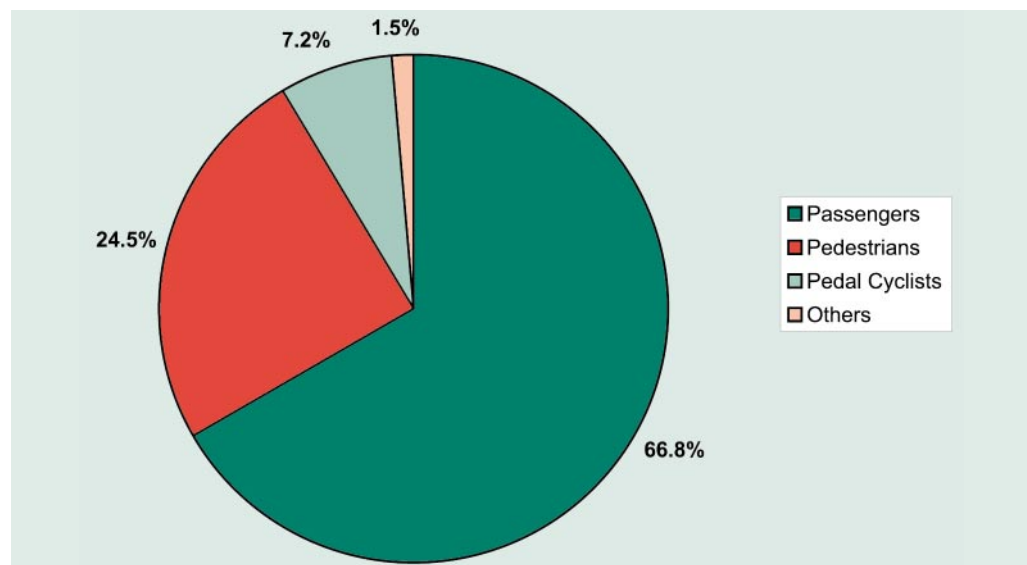
7. Road Traffic Injury Accident Statistics

Table 4: *Child Casualties (Under 16) in Road Traffic Accidents by Severity of Injury and Age Group 1999/00 and 2000/01*

Type of Road User*	1999/00				2000/01			
	Under 5	5-10	11-15	Totals	Under 5	5-10	11-15	Totals
Fatalities:								
Pedestrians	1	3	9	13	2	2	1	5
Pedal cyclists	—	—	—	—	—	—	1	1
Passengers	4	1	2	7	1	—	4	5
Others	—	—	—	—	—	—	1	1
TOTALS	5	4	11	20	3	2	7	12
Serious Injuries:								
Pedestrians	15	58	41	114	20	48	43	111
Pedal cyclists	1	14	13	28	—	12	10	22
Passengers	11	17	29	57	24	22	33	79
Others	—	1	1	2	1	1	12	14
TOTALS	27	90	84	201	45	83	98	226
Slight Injuries:								
Pedestrians	64	162	159	385	58	131	137	326
Pedal cyclists	1	73	59	133	4	55	48	107
Passengers	207	363	445	1,015	215	385	521	1,121
Others	2	3	8	13	1	2	9	12
TOTALS	274	601	671	1,546	278	573	715	1,566
All Child Casualties:								
Pedestrians	80	223	209	512	80	181	181	442
Pedal cyclists	2	87	72	161	4	67	59	130
Passengers	222	381	476	1,079	240	407	558	1,205
Others	2	4	9	15	2	3	22	27
TOTALS	306	695	766	1,767	326	658	820	1,804

* 'Passengers' include pedal cycle passengers. 'Others' include drivers of motor vehicles, riders and pillion passengers on motor cycles and drivers/riders and passengers of 'other vehicles' (e.g. tractors, invalid carriages, horse-drawn vehicles etc.)

Child Casualties (Under 16) by Type of Road User





7. Road Traffic Injury Accident Statistics

Table 5: Most Common Principal Factors in Road Traffic Injury Accidents 2000/01

Principal Factor	Number of Injury Accidents	Casualties			
		Killed	Seriously Injured	Slightly Injured	Total Casualties
Inattention	2,164	14	249	3,468	3,731
Emerging from minor road/ driveway without care	1,020	5	178	1,610	1,793
Excessive speed having regard to the conditions	954	42	351	1,479	1,872
Alcohol or drugs (all road users)	519	50	206	774	1,030
Turning right without care	423	2	74	759	835
Overtaking without care	359	8	102	533	643
Pedestrian heedless of traffic	308	6	95	243	344
Driving too close	251	1	14	424	439

Table 6: Most Common Principal Factors in Road Traffic Injury Accidents Involving Child Casualties 2000/01

Principal Factor	Number of Injury Accidents	Child Casualties			
		Killed	Seriously Injured	Slightly Injured	Total Casualties
Inattention	306	—	23	402	425
Pedestrian heedless of traffic	146	1	41	106	148
Emerging from minor road/ driveway without care	142	—	24	165	189
Excessive speed having regard to the conditions	125	5	22	191	218
Walk/run movement masked	113	—	27	88	115





8. Complaint and Discipline Statistics* Commentary

Complaints Recorded (Table 1)

- The 2,456 complaints recorded during 2000/01 (to 5th November) represented an increase of 4.6% compared with the same period in 1999/00.
- Assault was the most common type of complaint (43.0% of the total), followed by incivility (16.5%), harassment (11.7%) and neglect of duty (11.6%).

Complaints Completed (Table 2)

- A total of 3,809 complaints were completed during 2000/01, of which 1,723 (45.2%) were fully investigated. During 1999/00, 4,159 complaints were completed, of which 1,869 (44.9%) were fully investigated.
- The number of complaints substantiated decreased from 54 in 1999/00 (1.3% of the total) to 30 in 2000/01 (0.8%).
- Complainants withdrew 656 complaints during 2000/01, a decrease of 21.0% on 1999/00 (830). A further 457 complaints were resolved informally, compared with 780 during the previous year.
- On the request of the Chief Constable**, dispensations were granted in respect of 973 complaints deemed incapable of being investigated, a rise of 43.1% compared with 1999/00 (680).

Disciplinary Proceedings (Table 3)

- During the year, a total of 40 officers were charged with disciplinary offences which were heard and completed at formal disciplinary hearings.
- Of the 40 officers charged, 32 cases arose as a result of reports by supervisory officers and 8 from complaints made by members of the public.

* Figures refer to complaints that were initially recorded up to 5th November 2000 only. From 6th November 2000, responsibility for the recording and investigation of complaints against the police passed to the Office of the Police Ombudsman.

** Up to 5th November 2000, dispensations were granted by the Independent Commission for Police Complaints (ICPC) and thereafter by the Office of the Police Ombudsman.



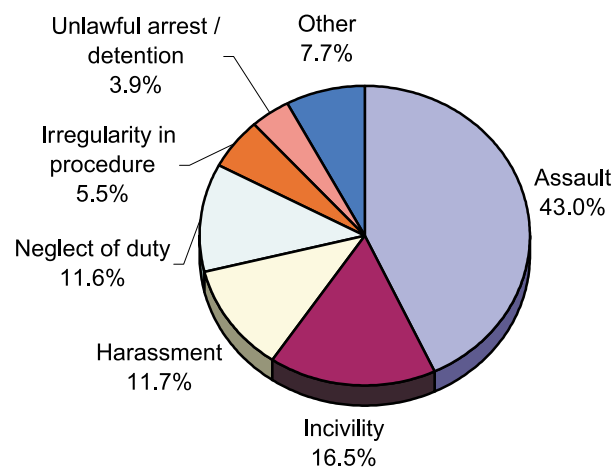
8. Complaint and Discipline Statistics

Table 1: *Complaints against the Police Initially Recorded 1999/00 and 2000/01*

Type of Complaint*	1999/00	1999/00 (to 5/11/99)	2000/01 (to 5/11/00)
Assault	1,615	999	1,056
Incivility	586	373	405
Oppressive conduct/harassment	479	304	284
Neglect of duty	453	275	288
Irregularity in procedure	240	133	136
Unlawful arrest/detention	145	91	97
Irregularity in search of premises	71	34	49
Mishandling of property	40	19	21
Irregularity re evidence/perjury	25	18	21
Traffic offence	29	16	20
Corrupt practice	5	2	9
Discriminatory behaviour	9	5	7
Other	115	78	63
TOTALS	3,812	2,347	2,456

* Figures refer to complaints that were initially recorded up to 5th November 2000 only. From 6th November 2000, responsibility for the recording and investigation of complaints against the police passed to the Office of the Police Ombudsman.

Complaints Recorded During 2000/01 (to 5th November)





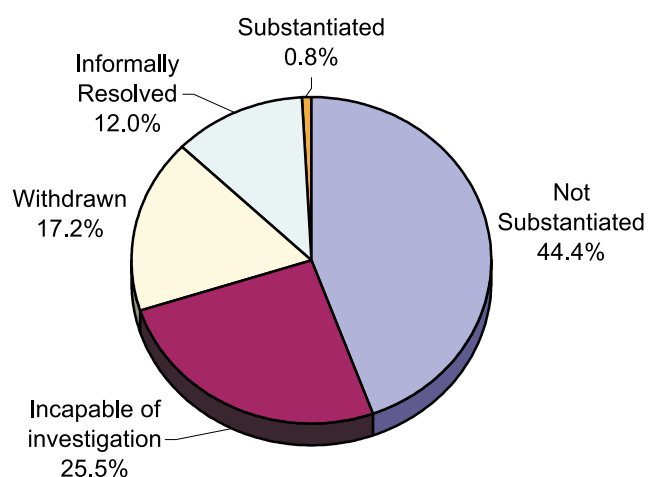
8. Complaint and Discipline Statistics

Table 2: Outcome of Complaints against the Police Completed during 2000/01

Type of Complaint*	Substantiated	Not Substantiated	Informally Resolved	Withdrawn	Incapable of Investigation	Total Completed
Assault	1	667	33	410	388	1,499
Incivility	5	339	183	73	193	793
Neglect of duty	15	219	96	52	68	450
Oppressive conduct/harassment	3	179	68	29	120	399
Irregularity in procedure	4	72	36	29	33	174
Unlawful arrest/detention	0	62	2	13	76	153
Irregularity in search of premises	0	21	16	6	22	65
Irregularity re evidence/perjury	1	31	1	7	10	50
Traffic offence	0	11	14	5	1	31
Mishandling of property	1	9	2	6	8	26
Discriminatory behaviour	0	12	2	1	0	15
Corrupt practice	0	3	0	1	5	9
Other	0	68	4	24	49	145
Totals	30	1,693	457	656	973	3,809

* Figures refer to complaints that were initially recorded up to 5th November 2000 only. From 6th November 2000, responsibility for the recording and investigation of complaints against the police passed to the Office of the Police Ombudsman.

Complaints Completed During 2000/01





8. Complaint and Discipline Statistics

Table 3: Outcome of Formal Disciplinary Proceedings Heard during 2000/01

Outcome*	Reported by Supervising Officers	Complaints made by the Public**
Dismissal	0	0
Required to Resign	2	0
Reduction in Rank	0	0
Reduction in Pay	4	1
Fine	14	1
Reprimand	12	2
Caution	0	0
Found Not Guilty	0	3
Not Proceeded With	0	1
Total	32	8

* Most serious penalty shown

** Figures refer to complaints that were initially recorded up to 5th November 2000 only. From 6th November 2000, responsibility for the recording and investigation of complaints against the police passed to the Office of the Police Ombudsman.





Acknowledgements

Photographs of Freedom of the Borough of Antrim
courtesy of Ballymena Times

Photographs of Freedoms of the Boroughs of Castlereagh and Newtownards
courtesy of Newtownards Chronicle

Photograph of crystal awarded by Antrim Borough Council
courtesy of Antrim Borough Council

Photographs of the 'Pride In The Service' exhibition at Westminster
courtesy of Citigate PLPR

I am grateful to all who assisted in producing this year's annual report.

*This report is protected by copyright and no part may be reproduced
in any format without the prior consent of the Chief Constable.*

