

Police Recorded Security Situation Statistics

1 April 2018 to 31 March 2019

Date of Publication:

17 May 2019

Frequency:

Annual

Issued by:

PSNI Statistics Branch
Lisnasharragh
42 Montgomery Road
Belfast
BT6 9LD
[PSNI Statistics](#)

☎ 02890 650222 Ext. 24135

💻 statistics@psni.police.uk

Key Statistics

During 1 April 2018 to 31 March 2019:

- there were 2 security related deaths, the same number as the previous year. There was a decrease in the numbers of bombings, shootings and paramilitary style attacks compared to the previous year and a more marked decrease over the last decade.
- the number of bombing incidents was the lowest number recorded in 23 years. There were 15 bombing incidents compared to 18 in the previous year.
- the number of shooting incidents was the second lowest number recorded since records began in 1969. There were 38 shooting incidents compared to 50 in the previous year.
- there were 19 casualties of paramilitary style shootings, compared to 22 in the previous year. This was the second lowest number in the past 11 years. Of the 19, 17 were carried out by republicans. All 19 casualties were aged 18 years or older.
- there were 59 casualties of paramilitary style assaults, compared to 65 in the previous year. After 4 years in which the number of such attacks generally increased, the last two years have seen a small reversal in this trend. Loyalists were responsible for 3 out of every 4 assaults and of the 59 casualties, 3 were under 18 years old.
- there were 146 persons arrested under Section 41 of the Terrorism Act 2000, compared to 176 during the previous year. The number of persons subsequently charged increased slightly from 13 to 16 over the same period.



Northern Ireland
Statistics and Research Agency



Keeping People Safe

Contents

	Page
1. Things you need to know about this release	3
2. Summary statistics	4
3. Longer term trends since 1990	5
4. Ten year trends	6
4.1 <i>Security related deaths</i>	6
4.2 <i>Shooting incidents</i>	6
4.3 <i>Bombing incidents</i>	7
4.4 <i>Paramilitary style assaults</i>	7
4.5 <i>Paramilitary style shootings</i>	8
4.6 <i>Finds</i>	9
4.7 <i>Arrests under Section 41 of the Terrorism Act 2000</i>	10
5. District level tables	11
6. Revisions	13

We welcome user feedback on these statistics. This can be sent to the email address on the cover page or by contacting us at the telephone number provided.

1. Things you need to know about this release

Coverage

Police Recorded Statistics on the Security Situation for Northern Ireland are collated and produced by statisticians seconded to the Police Service of Northern Ireland (PSNI) from the Northern Ireland and Statistics Research Agency (NISRA).

Police recorded statistics relating to the security situation in Northern Ireland are the main source of official information on trends and statistics relating to the security situation throughout the Troubles and up to the present day. The PSNI produces statistics on incidents relating to the security situation that are reported to the police, including security related deaths, shooting and bombing incidents, paramilitary style attacks and arrests under Section 41 of the Terrorism Act 2000.

This annual bulletin presents finalised security situation statistics for the financial year 1 April 2018 to 31 March 2019. An accompanying [spreadsheet](#) is available on our website which outlines the data in this bulletin and historic trends. Further information on how these statistics are collated, reported and used is included in the [Security Situation Statistics User Guide](#) available on the [PSNI website](#).

The security situation figures relate to those incidents that took place within Northern Ireland, they do not include any security related incidents that may have happened either in the Republic of Ireland or in Great Britain.

These statistics only include those incidents that are brought to the attention of the police and some such incidents may not have been reported. Therefore a level of under-reporting may exist and users of the statistics should exercise caution when examining trends based on these police statistics.

National Statistics Status

National Statistics status means that our statistics meet the highest standards of trustworthiness, quality and public value, and as producers, it is our responsibility to maintain compliance with these standards.

These statistics were designated as National Statistics in June 2012 following a full [assessment](#) against the [Code of Practice](#).

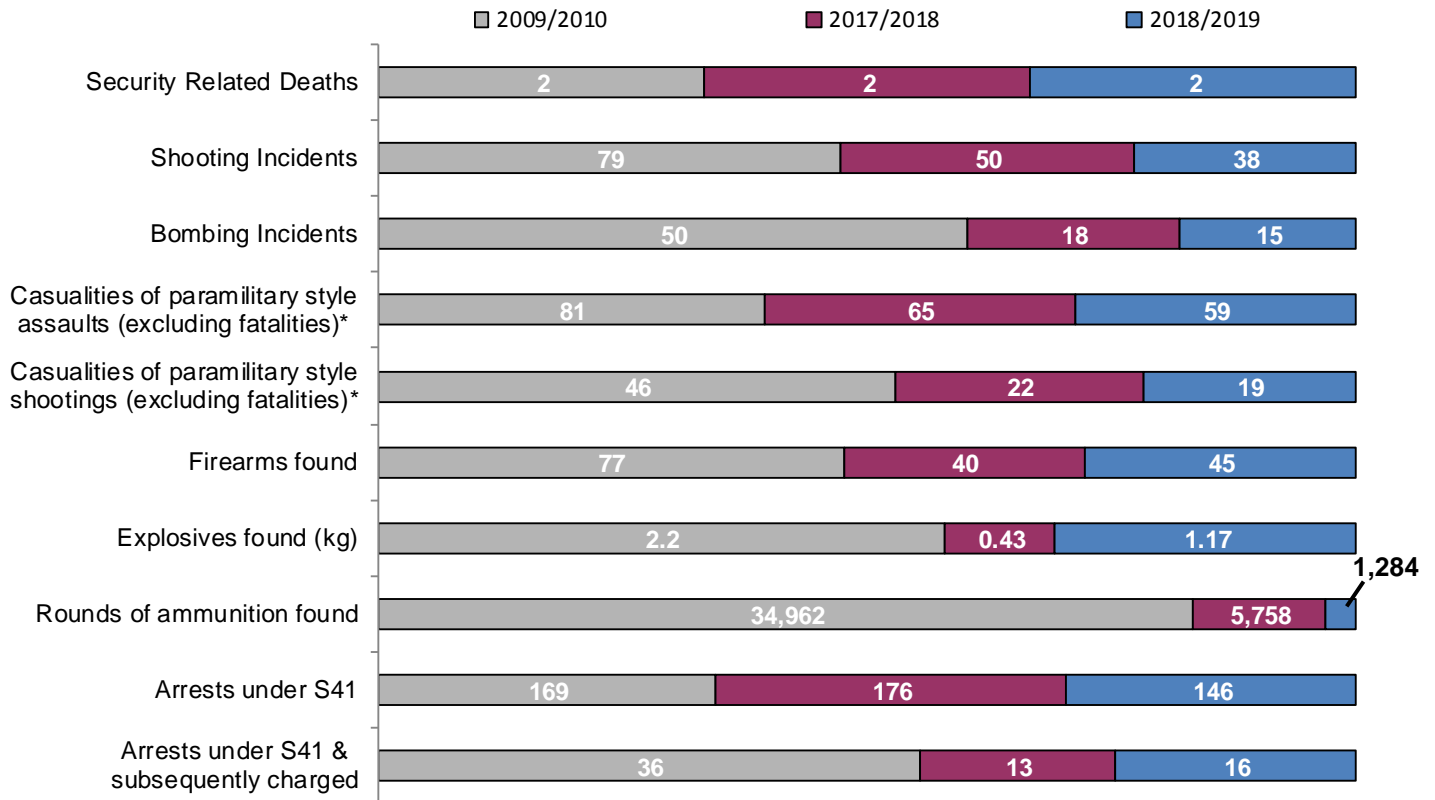
Since the assessment by the UK Statistics Authority, we have continued to comply with the Code of Practice for Statistics, and have made the following improvements:

- Enhanced the amount of information available to users, for example inclusion of longer trend information and District breakdown in annual reports.
- Reviewed and enhanced the format of the monthly bulletins.
- Improved accessibility by introducing user friendly methods of data presentation, for example tables, maps and charts, and providing tables in open document spreadsheet format.
- Continued to conduct regular consultation with internal and external users, for example via a customer satisfaction survey to obtain feedback and suggestions for improvements, with [results](#) published on the PSNI statistics website.
- Assessment against the Administrative Data Quality Assurance framework in 2018 to ensure ongoing quality of outputs and identify improvements.

2. Summary statistics

Figure 1 compares the number of security related incidents during the past year (2018/19) with the previous year (2017/18) and 10 years ago (2009/10).

Figure 1: Comparison of security incidents between 2018/19, 2017/18 and 2009/10.



* Paramilitary style assaults/shootings that result in death are counted as security related deaths and are not included in the casualties of paramilitary style assaults/shootings figures.

3. Longer term trends since 1990

Figure 2: Number of deaths due to the security situation 1990/91 – 2018/19

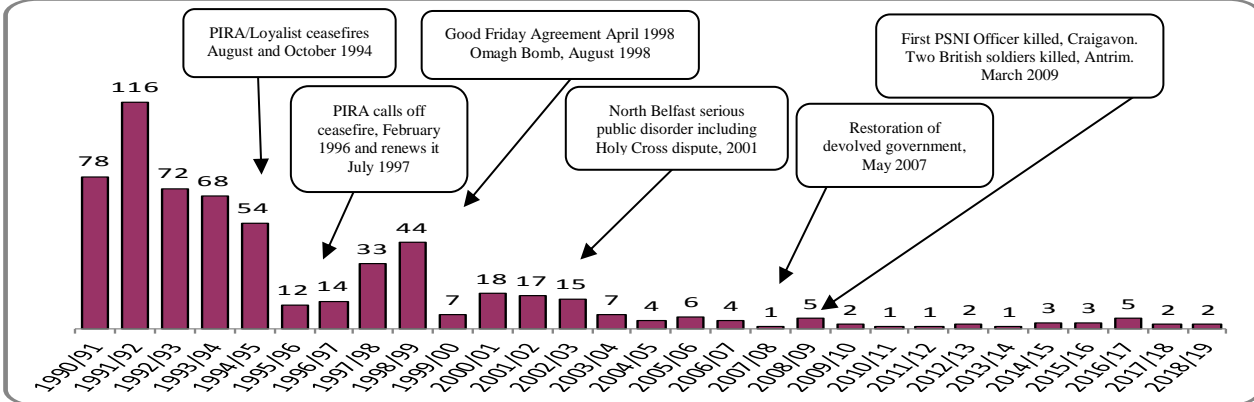


Figure 3: Number of shooting incidents 1990/91 – 2018/19

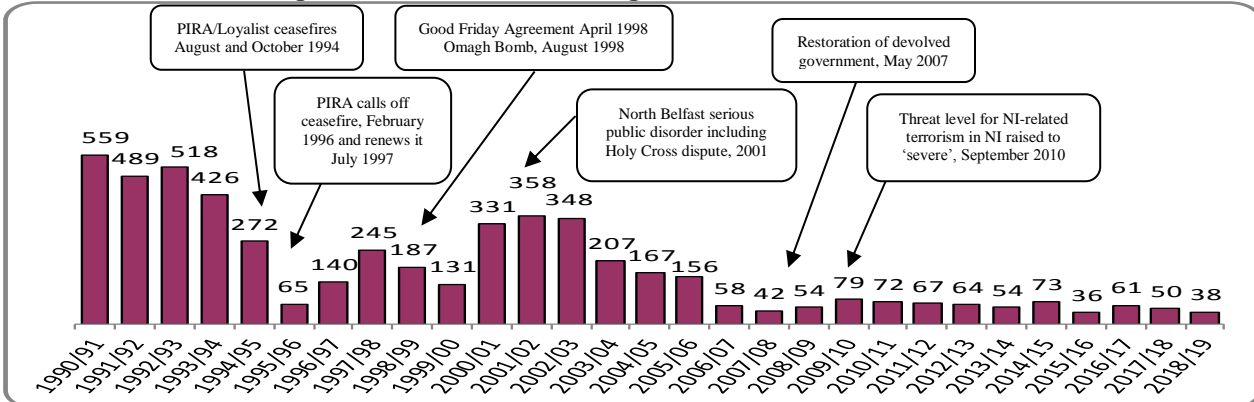


Figure 4: Number of bombing incidents 1990/91 – 2018/19

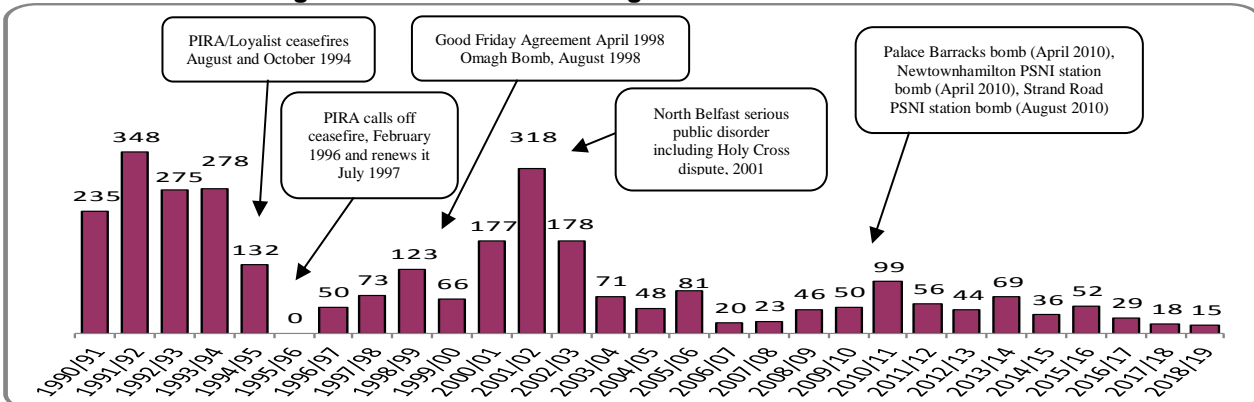
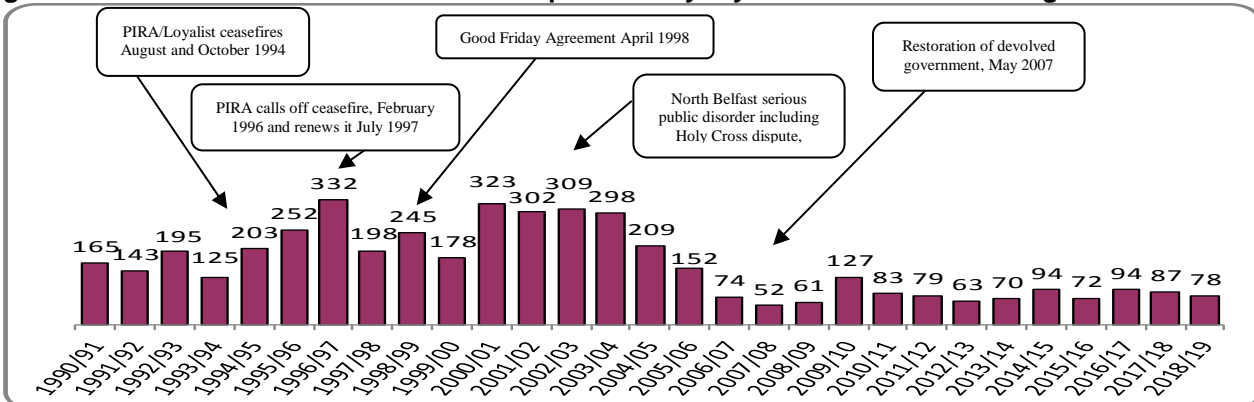


Figure 5: Number of casualties as a result of paramilitary-style assaults and shooting 1990/91 – 2018/19



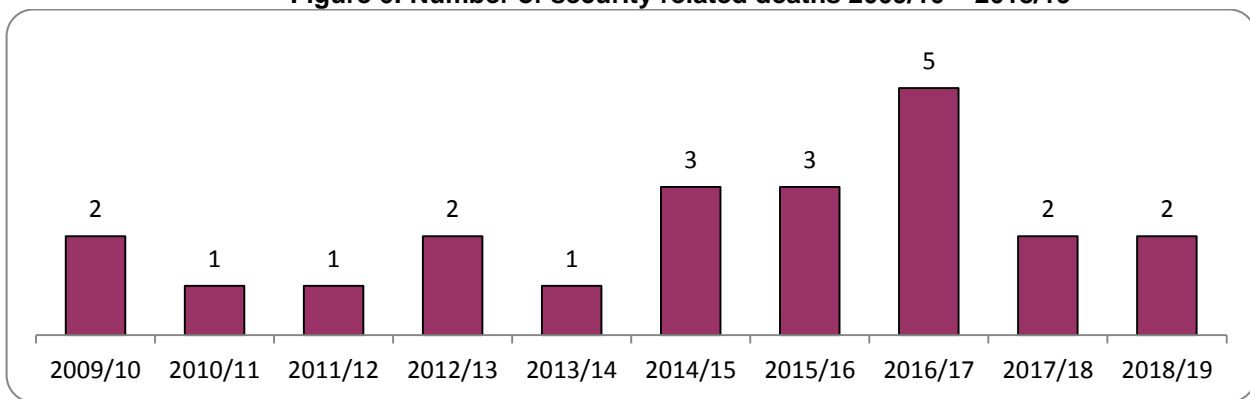
4. Ten year trends

4.1 Security Related Deaths

Security related deaths are those which are considered at the time of the incident to be directly attributed to terrorism, where the cause has a direct or proximate link to subversive / sectarian strife or where the death is attributable to security force activity.

- There were two security related deaths during 2018/19, the same number as the previous year. Both of these deaths occurred in Belfast, one in December 2018 and one in January 2019.
- The number of security related deaths during the past 5 years (15 deaths) is slightly more than double the number that occurred during the previous 5 years (7 deaths), see Figure 6.

Figure 6: Number of security related deaths 2009/10 – 2018/19

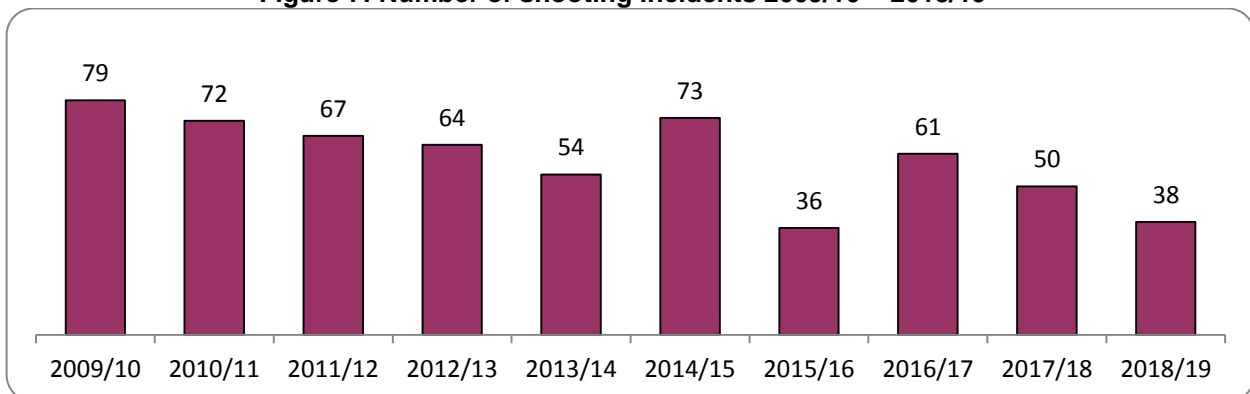


4.2 Shooting Incidents

These include any shooting incident relating to the security situation and include shots fired by terrorists, shots fired by the security forces, paramilitary style attacks involving shootings and shots heard (and later confirmed by other sources).

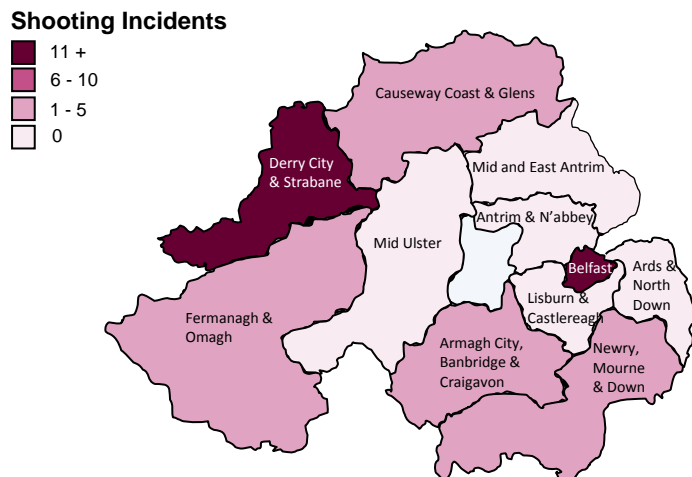
- There were 38 shooting incidents during 2018/19 compared to 50 during the previous year. It is the second lowest number of shootings since records began in 1969, the lowest having occurred in 2015/16 when there were 36 such incidents (see Figure 7).
- The number of shooting incidents over the past 5 years (258 incidents) has decreased by approximately a quarter (23%) compared to the number that occurred during the previous 5 years (336 incidents).

Figure 7: Number of shooting incidents 2009/10 – 2018/19



- Belfast and Derry City and Strabane continue to experience the majority of shootings that occur; approximately 8 out of every 10 shootings in 2018/19 occurred in these districts. There were 18 shooting incidents in Belfast in the past year, 14 in Derry City and Strabane, two in both Fermanagh and Omagh and Causeway Coast and Glens and one each in Newry, Mourne and Down and Armagh City, Banbridge and Craigavon (see Figure 8).

Figure 8: Number of shooting incidents by policing district during 2018/19

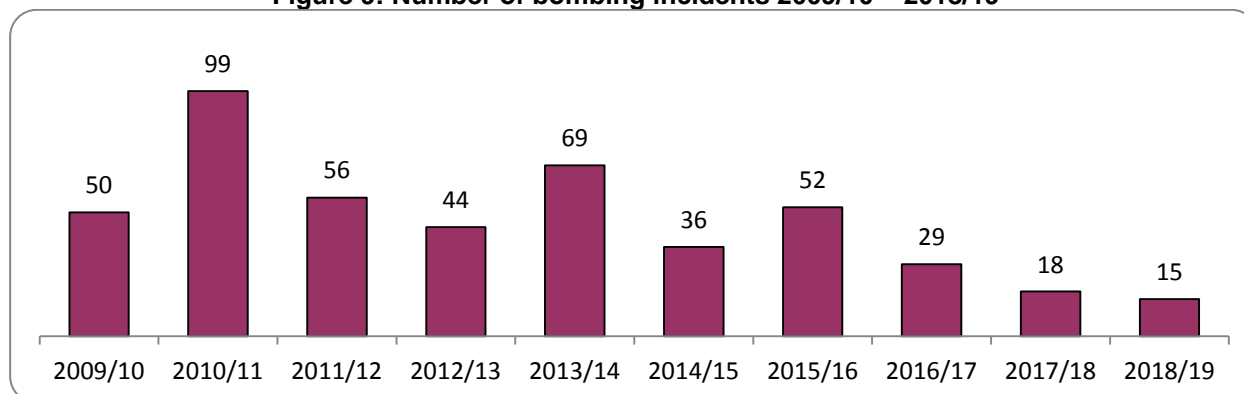


4.3 Bombing Incidents

These include all incidents where a bombing device explodes or is defused. If a device is found that is not complete or armed, then it is recorded as a 'find' and not as a bombing.

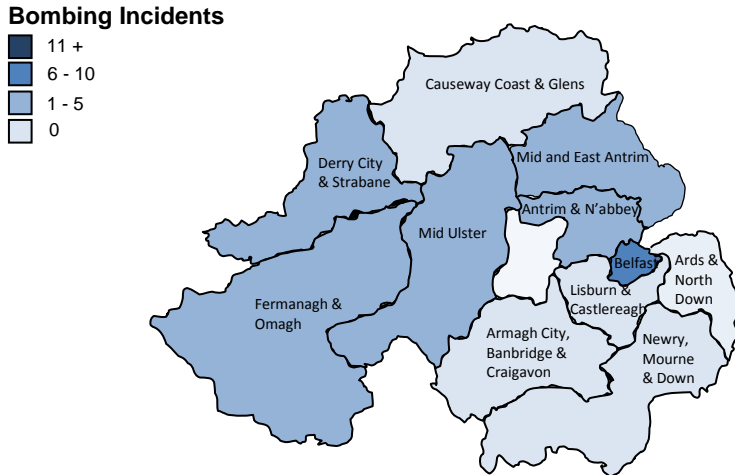
- There were 15 bombing incidents during 2018/19 compared to 18 during the previous year (Figure 9). It is the third consecutive year that the number of bombings has fallen and is the lowest number of bombings in 23 years.
- The number of bombing incidents over the past 5 years (150 incidents) is approximately half the number that occurred during the previous 5 years (318 incidents).

Figure 9: Number of bombing incidents 2009/10 – 2018/19



- As with shooting incidents, Belfast and Derry City and Strabane continue to experience the majority of bombings that occur; 11 of the 15 bombings in 2018/19 occurred in these districts. There were 6 bombing incidents in Belfast, 5 in Derry City and Strabane, and 1 in each of the following districts - Mid Ulster, Fermanagh and Omagh, Mid and East Antrim and Antrim and Newtownabbey (see Figure 10).

Figure 10: Number of bombing incidents by policing district during 2018/19

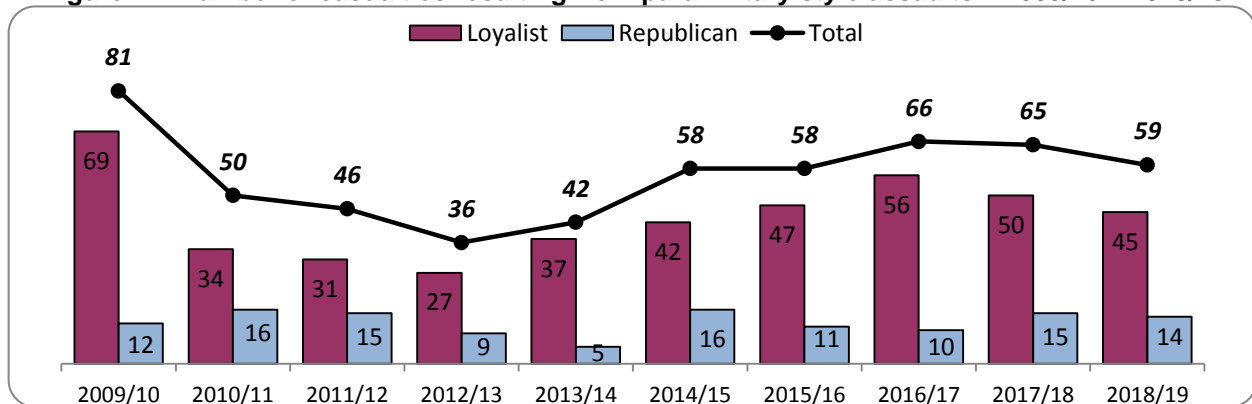


4.4 Paramilitary Style Assaults

Paramilitary style assaults are usually carried out by Loyalist or Republican groups on members of their own community as a so-called punishment. The assault will involve major or minor physical injury to the injured party typically involving a group of assailants armed with, for example, iron bars or baseball bats. Paramilitary style assaults that result in death are counted as 'security related deaths' and are not reflected in the paramilitary style assault figures.

- There were 59 casualties of paramilitary style assaults during 2018/19 compared to 65 during the previous year. After 4 years between 2012/13 and 2016/17, in which the number of such attacks generally increased, the last two years have seen a small reversal in this trend. However the number of assaults during the past 5 years still remains at a higher level than during the previous 5 years (Figure 11).

Figure 11: Number of casualties resulting from paramilitary style assaults⁽¹⁾ 2009/10 – 2018/19

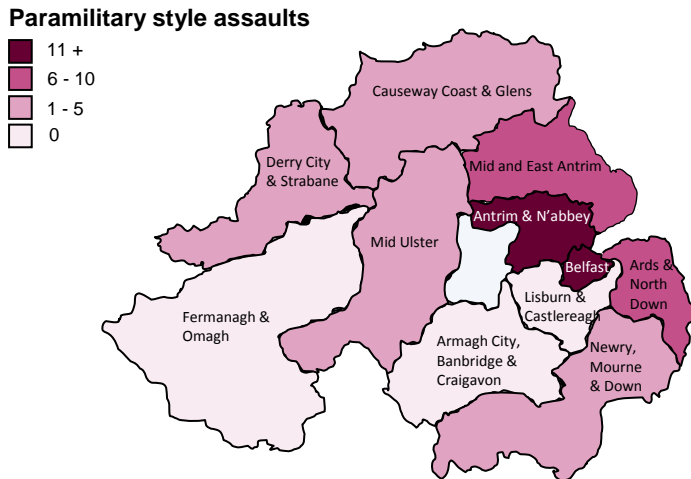


(1) Paramilitary style assaults that result in death are counted as security related deaths and are not included in the casualties of paramilitary style assaults figures.

- Responsibility for the majority of paramilitary style assaults conducted in the last ten years has been attributed to Loyalists. In 2018/19, 3 out of every 4 assaults (76%) were attributed to Loyalists while 1 out of every 4 was attributed to Republicans.
- Of the 59 casualties of paramilitary style assaults during the past year, 3 were aged under 18 years old.

- The two policing districts that accounted for most of the paramilitary style assaults in the past year were Belfast (24 casualties) and Antrim and Newtownabbey (14 casualties); approximately 2 out of every 3 assaults carried out were in these two districts. Figure 12 shows the distribution of paramilitary style assaults across the 11 policing districts.
- The number of casualties recorded in Antrim and Newtownabbey more than doubled from the previous year (14 casualties compared to 6) while the number recorded in Ards and North Down more than halved from the previous year (7 casualties compared to 18). Section 5 shows the change in the number of assaults across all policing districts.

Figure 12: Number of casualties as a result of paramilitary style assaults during 2018/19

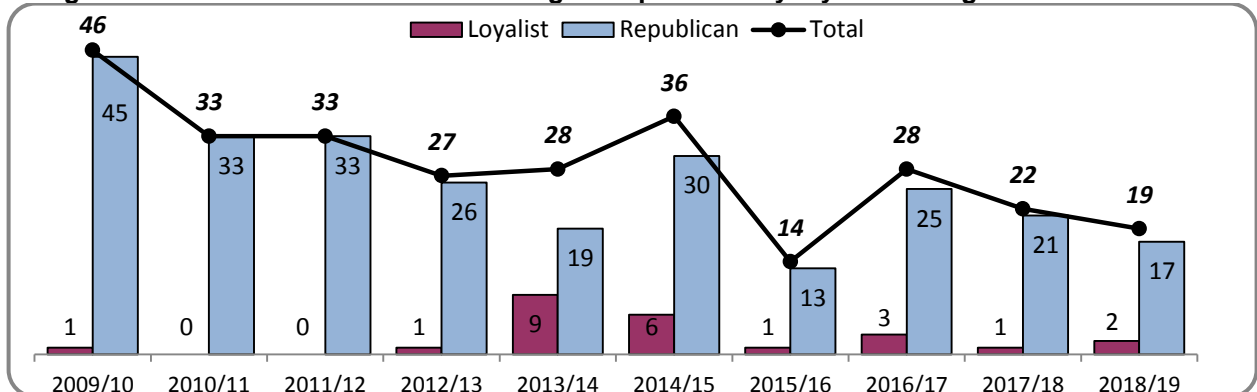


4.5 Paramilitary Style Shootings

Paramilitary style shootings usually result in the injured party being shot in the knees, elbows, feet, ankles or thighs and the motive is supposedly to punish the person for anti-social activities. These paramilitary style shootings are generally conducted by Loyalist or Republican paramilitary groups on members of their own community. Paramilitary style shootings that result in death are counted as 'security related deaths' and are not reflected in the paramilitary style shooting figures.

- There were 19 casualties from paramilitary style shootings during 2018/19 compared to 22 during 2017/18 and 28 during 2016/17 (Figure 13). It is the second lowest number of shootings in the past 11 years, the lowest having occurred in 2015/16 which had 14 such incidents.

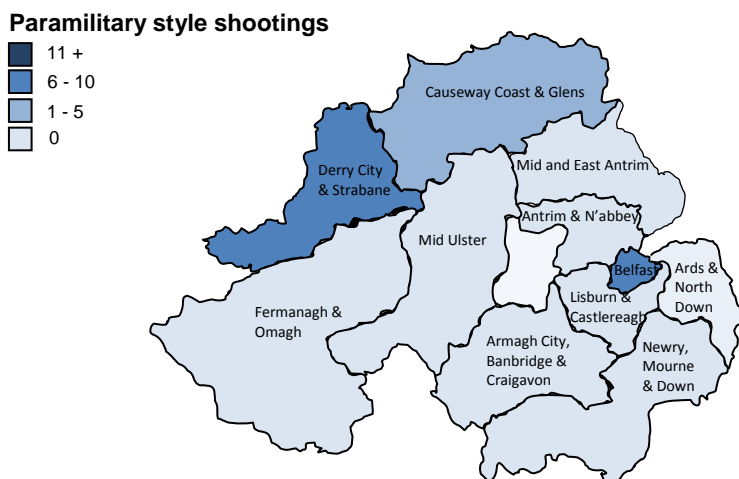
Figure 13: Number of casualties resulting from paramilitary style shooting⁽¹⁾ 2009/10 – 2018/19



(1) Paramilitary style shootings that result in death are counted as security related deaths and are not included in the casualties of paramilitary style shootings figures.

- Responsibility for the majority of paramilitary style shootings conducted in the last ten years has been attributed to Republicans. In 2018/19, 17 of the 19 shootings (89%) were attributed to Republicans while 2 were attributed to Loyalists.
- All of the 19 casualties of paramilitary style shootings during the past year were aged 18 years and above.
- Approximately half (53%) of all paramilitary style shootings in the past year were carried out in Derry City and Strabane (10 casualties). Of the remaining 9, 7 were carried out in Belfast and 2 in Causeway Coast and Glens.
- The 10 casualties of paramilitary style shootings recorded in Derry City and Strabane in 2018/19 was 4 more than that recorded during the previous year, while the number of shootings recorded in Belfast halved compared to the previous year (7 casualties compared to 14). Section 5 shows the change in paramilitary style shootings for all policing districts.

Figure 14: Number of casualties as a result of paramilitary style shootings during 2018/19



4.6 Finds of Firearms, Explosives and Ammunition

These refer to the seizure or recovery of all illegal firearms, ammunition, explosives, rocket/mortar launchers, detonators and bomb making material/equipment. Replica/blank firing firearms, petrol bombs and petrol bomb making materials, grenades and munitions from World War 1 or World War 2 found on the beach or in attics etc. are not recorded as finds.

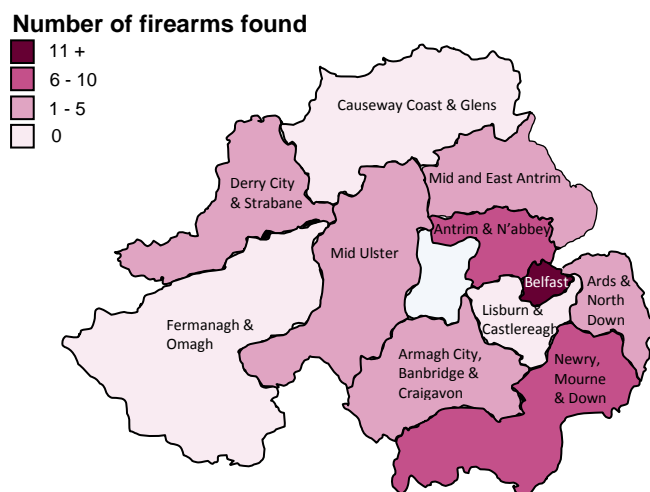
- There were 45 firearms found during 2018/19 compared to 40 during the previous year.
- There was 1.17kg of explosives found during 2018/19 compared to 0.43kg during the previous year. The quantity of explosives found was the second smallest quantity found since records began in 1969.
- There were 1,284 rounds of ammunition found during 2018/19 compared to 5,758 during the previous year. The number of rounds of ammunition found during the past year was the smallest number found since records of ammunition finds began in 1990.

Table 1: Number of firearms, explosives and rounds of ammunition seized by PSNI 2009/10 – 2018/19

	Firearms	Explosives (kg)	Rounds of Ammunition
2009/10	77	2.2	34,962
2010/11	86	2.9	2,574
2011/12	176	43.8	4,064
2012/13	57	11.4	2,589
2013/14	101	23.1	5,057
2014/15	58	22.9	4,569
2015/16	66	2.4	4,418
2016/17	45	75.1	2,635
2017/18	40	0.43	5,758
2018/19	45	1.17	1,284

- The policing districts with the largest number of firearms seizures in 2018/19 were Belfast City (18 firearms), followed by Newry Mourne and Down and Antrim and Newtownabbey (6 firearms each), see Figure 15. The two policing districts that recovered the largest number of rounds of ammunition were Armagh City, Banbridge and Craigavon (444) and Belfast (290) while the two policing districts that recovered the largest quantity of explosives were Belfast (0.39kg) and Antrim and Newtownabbey (0.38kg).

Figure 15: Firearms found/seized in 2018/19



4.7 Section 41 Terrorism Act Arrests and Subsequent Charges

Section 41 of the Terrorism Act 2000 enables police officers to arrest persons whom they reasonably suspect to be a terrorist. Following arrest under Section 41 of the Terrorism Act an individual may be charged with any offence (e.g. attempted murder) and not necessarily an offence listed under the Terrorism Act.

- There were 146 persons arrested under Section 41 of the Terrorism Act 2000 during 2018/19 compared to 176 during the previous year.
- Of the 146 arrests, 123 of them occurred in Belfast or Derry City and Strabane.
- There were 16 persons arrested under Section 41 of the Terrorism Act 2000 and subsequently charged (with any offence) during 2018/19 compared to 13 during the previous year. This is the second lowest number since the introduction of the Terrorism Act in February 2001, the lowest having occurred the year before in 2017/18.

Table 2: Number of persons arrested under Section 41 of the Terrorism Act 2000 and subsequently charged 2009/10 – 2018/19

	Persons arrested under Section 41 of TACT	Persons subsequently charged ^{1,2}
2009/10	169	36
2010/11	195	41
2011/12	159	39
2012/13	157	50
2013/14	168	32
2014/15	227	35
2015/16	149	18
2016/17	137	19
2017/18	176	13
2018/19	146	16

5. District level tables

Bombing and Shooting Incidents

	Bombing Incidents ¹			Shooting Incidents ²		
	12 months to March 18	12 months to March 19	Change	12 months to March 18	12 months to March 19	Change
Belfast City	8	6	-2	19	18	-1
North Area	8	7	-1	25	16	-9
Antrim & Newtownabbey	1	1	0	1	0	-1
Causeway Coast & Glens	1	0	-1	4	2	-2
Derry City & Strabane	6	5	-1	19	14	-5
Mid & East Antrim	0	1	1	1	0	-1
South Area	2	2	0	6	4	-2
Ards & North Down	0	0	0	2	0	-2
Armagh City, Banbridge & Craigavon	0	0	0	4	1	-3
Fermanagh & Omagh	1	1	0	0	2	2
Lisburn & Castlereagh City	1	0	-1	0	0	0
Mid Ulster	0	1	1	0	0	0
Newry, Mourne & Down	0	0	0	0	1	1
Northern Ireland	18	15	-3	50	38	-12

(1) Individual bombing incidents may involve one or more explosive devices. Incidents include explosions and defusings. Incidents involving hoax devices, petrol bombings or incendiaries are excluded.

(2) The following types of incidents are included:

- Shots fired by terrorists
- Shots fired by the security forces
- Paramilitary-style attacks involving shootings
- Shots heard (and later confirmed).

Casualties of Paramilitary-Style Attacks

Policing Area/District	Casualties Resulting from Paramilitary-Style Shootings ³			Casualties Resulting from Paramilitary-Style Assaults ³		
	12 months to March 18	12 months to March 19	Change	12 months to March 18	12 months to March 19	Change
Belfast City	14	7	-7	18	24	6
North Area	7	12	5	26	24	-2
Antrim & Newtownabbey	1	0	-1	6	14	8
Causeway Coast & Glens	0	2	2	4	1	-3
Derry City & Strabane	6	10	4	6	2	-4
Mid & East Antrim	0	0	0	10	7	-3
South Area	1	0	-1	21	11	-10
Ards & North Down	1	0	-1	18	7	-11
Armagh City, Banbridge & Craigavon	0	0	0	1	0	-1
Fermanagh & Omagh	0	0	0	0	0	0
Lisburn & Castlereagh City	0	0	0	2	0	-2
Mid Ulster	0	0	0	0	2	2
Newry, Mourne & Down	0	0	0	0	2	2
Northern Ireland	22	19	-3	65	59	-6

(3) Paramilitary style assaults/shootings that result in death are counted as security related deaths and are not included in the casualties of paramilitary style assaults/shootings figures.

Arrests under Section 41 TACT and subsequent charges

Policing Area/District	Section 41 Terrorism Act Arrests			Persons Charged subsequent to S41 Arrest		
	12 months to March 18	12 months to March 19	Change	12 months to March 18	12 months to March 19	Change
Belfast City	78	76	-2	7	12	5
North Area	80	56	-24	2	3	1
Antrim & Newtownabbey	8	1	-7	0	1	1
Causeway Coast & Glens	7	6	-1	0	1	1
Derry City & Strabane	54	47	-7	1	1	0
Mid & East Antrim	11	2	-9	1	0	-1
South Area	18	14	-4	4	1	-3
Ards & North Down	7	2	-5	3	0	-3
Armagh City, Banbridge & Craigavon	6	6	0	1	0	-1
Fermanagh & Omagh	2	1	-1	0	0	0
Lisburn & Castlereagh City	1	1	0	0	0	0
Mid Ulster	2	4	2	0	1	1
Newry, Mourne & Down	0	0	0	0	0	0
Northern Ireland	176	146	-30	13	16	3

6. Revisions

Revisions are carried out in accordance with our [Revisions Policy](#), a copy of which is available in the Official Statistics section of the PSNI Statistics website. Figures within the current financial year to date are provisional and will be subject to slight revision until figures for the full financial year are published. This means that the totals for each month from April 2018 can change each time the figures are published during the financial year. These amendments can happen for a number of reasons, such as an incident being included or excluded following further investigation by an officer.

Since the publication of the previous bulletin up until 28 February 2019, 6 revisions have been made to the data as detailed below:

- The number of casualties of paramilitary style assaults recorded in February 2019 increased by 2 (from 4 to 6).
- The number of bombing incidents recorded in February 2019 decreased by 1 (from 1 incident to no incidents).
- The number of firearms seized by the PSNI in January 2019 decreased by 2 (from 7 firearms to 5 firearms).