

NOT PROTECTIVELY MARKED



Making Northern Ireland Safer For Everyone Through Professional, Progressive Policing

## **Quarterly Report:**

# **POLICE SERVICE OF NORTHERN IRELAND Stop and Search Statistics**

**Quarter 4, 2009/10**

**1 January 2010 to 31 March 2010**

## TABLE OF CONTENTS

### PACE/ Terrorism Act/ Justice and Security Act - Stop and Search Statistics

Number of persons stopped and searched/questioned by each legislative power: 2008/09 - 2009/10	Page 3
Number of persons stopped and searched/questioned by each legislative power by Area and District 1 January to 31 March 2010	Page 4
Frequency of use of each legislation : 2008/09 - 2009/10	Page 6
Number of persons* stopped and searched under PACE and subsequent arrests by reason for search: 2008/09 - 2009/10	Page 7
Number of persons* stopped and searched under PACE by reason for search by Area and District: 1 January to 31 March 2010	Page 9
Number of persons* stopped and searched under PACE and subsequently arrested by gender and ethnicity by Area and District: 1 January to 31 March 2010	Page 10
Number of persons* stopped and searched under TACT Section 43 and subsequently arrested by gender and ethnicity by Area and District: 1 January to 31 March 2010	Page 12
Number of persons* stopped and searched under TACT Section 44 and subsequently arrested by gender and ethnicity by Area and District: 1 January to 31 March 2010	Page 13
Number of persons* stopped and questioned under JSA Section 21 and subsequently arrested by gender and ethnicity by Area and District: 1 January to 31 March 2010	Page 15
Number of persons* stopped and searched under JSA Section 24 and subsequently arrested by gender and ethnicity by Area and District: 1 January to 31 March 2010	Page 16

\* those persons stopped and searched/questioned under a combination of legislative powers will be included in the two relevant tables (i.e. there will be some duplication)

#### Key Statistics - 1st January to 31st March 2010

- > During the period 1st January to 31st March 2010, 14,533 persons were stopped and searched/questioned. This is an increase of 2,359 (19.4%) on the previous quarter but is down by 3,254 (18.3%) on the quarter 2 figure (when Operation Descent took place). It is also an increase of 67.3% on the same period last year.
- > There were 5,960 persons stopped and searched under PACE of whom 498 persons were arrested.
- > 8,240 persons were stopped and searched under Section 44 of the Terrorism Act. There were 56 persons subsequently arrested.
- > Under the Justice and Security Act, 1,890 persons were stopped and questioned under JSA Section 21 of whom 10 persons were subsequently arrested and 229 persons were stopped and searched under JSA Section 24, of whom 5 people were subsequently arrested.
- > *Note: The figures for previous Quarters may differ from earlier reports as they have been revised to include late returns and to exclude any duplicates.*
- > *Data Quality: These figures are derived from the PACE 1/TA stop and search form that is completed by police officers. Local Police Districts capture the information from the forms in a spreadsheet and forward this to Central Statistics Unit on a quarterly basis. CSU ensures all returns are forwarded and performs a range of validation checks before publishing the data.*

## **Section 1: Persons Stopped and Searched**

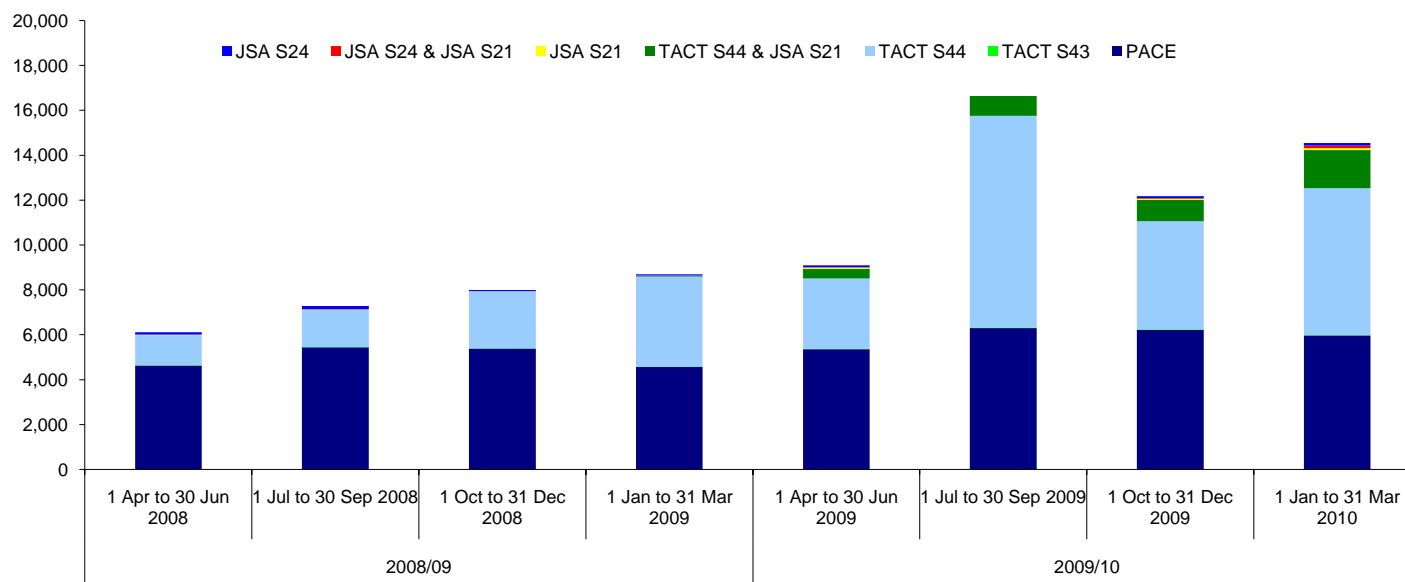
This section highlights the numbers of persons stopped and searched/questioned by each legislative power (or combination of powers)

**Number of persons stopped and searched/questioned by each legislation used**

	2008/09				2009/10			
	1 Apr to 30 Jun 2008	1 Jul to 30 Sep 2008	1 Oct to 31 Dec 2008	1 Jan to 31 Mar 2009	1 Apr to 30 Jun 2009	1 Jul to 30 Sep 2009	1 Oct to 31 Dec 2009	1 Jan to 31 Mar 2010
Number of persons stopped and searched under PACE	4,626	5,437	5,380	4,568	5,346	6,287	6,200	5,960
Number of persons stopped and searched under TACT S43	16	9	13	18	15	34	27	21
Number of persons stopped and searched under TACT S44	1,339	1,657	2,524	4,006	3,143	9,427	4,832	6,549
Number of persons stopped and searched/questioned under TACTS44 and JSA Section 21	-	-	-	20	429	1,676	945	1,691
Number of persons stopped and questioned under JSA Section 21	14	13	14	19	56	184	54	83
Number of persons stopped and searched/questioned under JSA Section 24 and JSA Section 21	14	18	-	-	10	14	28	116
Number of persons stopped and searched under JSA Section 24	95	136	55	54	86	165	88	113
<b>Total Persons stopped and searched/questioned*</b>	<b>6,104</b>	<b>7,270</b>	<b>7,986</b>	<b>8,685</b>	<b>9,085</b>	<b>17,787</b>	<b>12,174</b>	<b>14,533</b>

\* The above table presents the number of stop and search/questions by each legislation including those stop and searches which have used multiple legislations e.g. TACT S44 and JSA S21.

**Number of persons stopped and searched/ stopped and questioned under PACE, Terrorism Act and Justice and Security Act - Trend Information**



Source: Central Statistics Unit, Police Service of Northern Ireland

**Number of persons stopped and searched/questioned by each legislation 1st January 2010 - 31st March 2010**

	PACE	TACT S43	TACT S44	TACT S44 & JSA S21	JSA S21	JSA S21 & JSA S24	JSA S24	TOTAL PERSONS*	
North Belfast	324	-	75	23	1	-	-	423	
West Belfast	309	2	210	72	1	13	14	621	
<b>A District Total</b>	<b>633</b>	<b>2</b>	<b>285</b>	<b>95</b>	<b>2</b>	<b>13</b>	<b>14</b>	<b>1,044</b>	<b>A District</b>
East Belfast	207	4	130	902	-	1	-	1,244	
South Belfast	837	1	220	662	1	-	10	1,731	
<b>B District Total</b>	<b>1,044</b>	<b>5</b>	<b>350</b>	<b>1,564</b>	<b>1</b>	<b>1</b>	<b>10</b>	<b>2,975</b>	<b>B District</b>
Ards	87	-	45	-	1	-	1	134	
Castlereagh	53	-	66	-	-	-	-	119	
Down	161	-	251	-	34	-	8	454	
North Down	207	-	252	-	-	-	1	460	
<b>C District Total</b>	<b>508</b>	<b>-</b>	<b>614</b>	<b>-</b>	<b>35</b>	<b>-</b>	<b>10</b>	<b>1,167</b>	<b>C District</b>
Antrim	177	1	226	1	-	-	-	405	
Carrickfergus	68	-	113	-	-	-	-	181	
Lisburn	449	-	817	-	1	-	10	1,277	
Newtownabbey	266	-	339	-	-	-	-	605	
<b>D District Total</b>	<b>960</b>	<b>1</b>	<b>1,495</b>	<b>1</b>	<b>1</b>	<b>-</b>	<b>10</b>	<b>2,468</b>	<b>D District</b>
Armagh	136	5	493	12	2	-	11	659	
Banbridge	65	-	154	-	-	-	1	220	
Craigavon	394	3	585	13	25	11	2	1,033	
Newry and Mourne	170	1	345	-	1	-	6	523	
<b>E District Total</b>	<b>765</b>	<b>9</b>	<b>1,577</b>	<b>25</b>	<b>28</b>	<b>11</b>	<b>20</b>	<b>2,435</b>	<b>E District</b>
Cookstown	145	-	108	-	1	-	5	259	
Dungannon	112	1	163	-	4	-	7	287	
Fermanagh	136	-	102	-	-	-	-	238	
Omagh	178	-	63	-	-	-	-	241	
<b>F District Total</b>	<b>571</b>	<b>1</b>	<b>436</b>	<b>-</b>	<b>5</b>	<b>-</b>	<b>12</b>	<b>1,025</b>	<b>F District</b>
Foyle	184	-	485	1	4	-	11	685	
Limavady	323	-	205	-	-	-	-	528	
Magherafelt	103	-	200	3	-	-	-	306	
Strabane	71	-	652	-	-	-	7	730	
<b>G District Total</b>	<b>681</b>	<b>-</b>	<b>1,542</b>	<b>4</b>	<b>4</b>	<b>-</b>	<b>18</b>	<b>2,249</b>	<b>G District</b>
Ballymena	354	2	93	2	2	69	3	525	
Ballymoney	27	-	12	-	1	-	1	41	
Coleraine	268	-	81	-	2	-	15	366	
Larne	92	1	33	-	1	22	-	149	
Moyle	57	-	31	-	1	-	-	89	
<b>H District Total</b>	<b>798</b>	<b>3</b>	<b>250</b>	<b>2</b>	<b>7</b>	<b>91</b>	<b>19</b>	<b>1,170</b>	<b>H District</b>
<b>NI Overall</b>	<b>5,960</b>	<b>21</b>	<b>6,549</b>	<b>1,691</b>	<b>83</b>	<b>116</b>	<b>113</b>	<b>14,533</b>	<b>NI Overall</b>

## **Section 2: Frequency of Use of Each Legislative Power**

This section highlights the number of times each legislative power was used. Note: The tables relating to use of the Terrorism Act and Justice & Security Act will not match the total number of persons stopped and searched/questioned under these powers as there will be some duplication where a combination of powers were used to stop and search/question individuals (e.g. in these cases the individuals are included in both sets of tables)

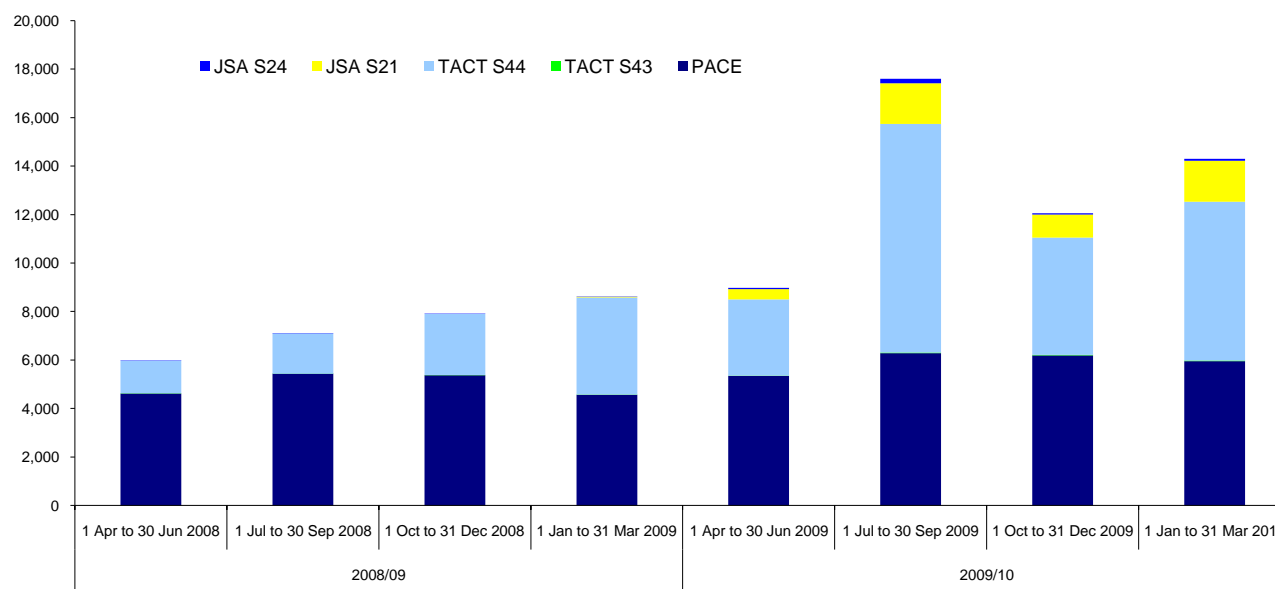
### Number of stop and search/questions under PACE, Terrorism Act and Justice and Security Act - Trend Information

	2008/09				2009/10			
	1 Apr to 30 Jun 2008	1 Jul to 30 Sep 2008	1 Oct to 31 Dec 2008	1 Jan to 31 Mar 2009	1 Apr to 30 Jun 2009	1 Jul to 30 Sep 2009	1 Oct to 31 Dec 2009	1 Jan to 31 Mar 2010
Number of persons stopped and searched under PACE	4,626	5,437	5,380	4,568	5,346	6,287	6,200	5,960
Number of persons stopped and searched under TACT S43	16	9	13	18	15	34	27	21
Number of persons stopped and searched under TACT S44	1,341	1,657	2,524	4,026	3,572	11,103	5,777	8,240
Number of persons stopped and questioned under JSA Section 21** ^	28	31	14	39	495	1,874	1,027	1,890
Number of persons stopped and searched under JSA Section 24** ^	111	154	55	54	96	179	116	229
<b>Total Stop and Search/Questions*</b>	<b>6,122</b>	<b>7,288</b>	<b>7,986</b>	<b>8,705</b>	<b>9,524</b>	<b>19,477</b>	<b>13,147</b>	<b>16,340</b>

\* Please note that this is not the total number of persons stopped and searched/questioned as a stop and search/question can be carried out under two different legislations e.g. TACT S44 and JSAS21

^ Note the total for previous quarters have changed due to the submission of late forms since the last report was issued.

### Frequency of use of PACE, Terrorism Act and Justice and Security Act powers - Trend Information



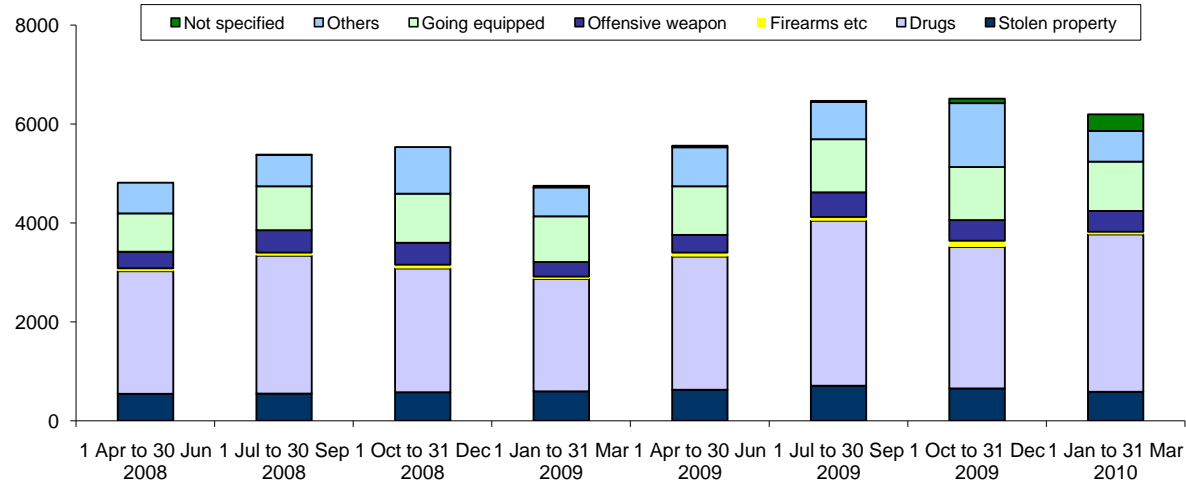
Source: Central Statistics Unit, Police Service of Northern Ireland

**Number of persons stopped and searched under PACE and subsequent arrests by reason for search - Trend Information**

	2008/09								2009/10							
	1 Apr to 30 Jun 2008		1 Jul to 30 Sep 2008		1 Oct to 31 Dec 2008		1 Jan to 31 Mar 2009		1 Apr to 30 Jun 2009		1 Jul to 30 Sep 2009		1 Oct to 31 Dec 2009		1 Jan to 31 Mar 2010	
	Searches	Arrests	Searches	Arrests	Searches	Arrests	Searches	Arrests	Searches	Arrests	Searches	Arrests	Searches	Arrests	Searches	Arrests
Stolen property	550	76	585	94	587	102	594	104	629	109	709	111	657	85	585	93
Drugs	2,492	176	2,917	202	2,546	158	2,271	159	2,691	189	3,334	179	2,861	152	3,181	173
Firearms etc	60	6	72	4	83	9	51	5	80	10	79	12	127	8	57	14
Offensive weapon	338	42	472	72	456	73	296	42	360	59	496	58	414	45	420	65
Going equipped	774	52	924	73	1,000	109	922	50	983	90	1,072	67	1,073	69	996	77
Others	625	87	669	73	972	63	583	67	784	86	755	101	1,293	84	625	97
Not specified			7	-	-	-	32	3	33	1	24	1	87	4	328	11
<b>TOTAL PERSONS*</b>	<b>4,626</b>	<b>415 (9.0%)</b>	<b>5,437</b>	<b>492 (9.0%)</b>	<b>5,272</b>	<b>487 (9.2%)</b>	<b>4,568</b>	<b>415 (9.1%)</b>	<b>5,346</b>	<b>507 (9.5%)</b>	<b>6,287</b>	<b>511 (8.1%)</b>	<b>6,200</b>	<b>428 (6.9%)</b>	<b>5,960</b>	<b>498 (8.4%)</b>

\*Note: As a person can be stopped/ searched for more than one reason, the number of stop/ searches by reason does not sum to the total number of persons stopped/searched. Similarly the total arrests by reason will not add up to the total number of persons arrested

**Number of persons stopped/searched under PACE by reason for search - Trend Information**





### **Section 3: PACE - Stop and Searches**

**Number of persons stopped and searched under PACE by reason for search by Area - 1 January to 31 March 2010**

	Stolen property	Drugs	Firearms etc	Offensive weapon	Going equipped	Others	Not specified	TOTAL PERSONS*
North Belfast	37	176	3	29	59	27	-	324
West Belfast	42	136	5	44	95	38	-	309
<b>A District Total</b>	<b>79</b>	<b>312</b>	<b>8</b>	<b>73</b>	<b>154</b>	<b>65</b>	<b>-</b>	<b>633</b>
East Belfast	25	60	3	34	77	18	-	207
South Belfast	95	324	3	74	228	163	-	837
<b>B District Total</b>	<b>120</b>	<b>384</b>	<b>6</b>	<b>108</b>	<b>305</b>	<b>181</b>	<b>-</b>	<b>1,044</b>
Ards	19	40	2	4	11	6	11	87
Castlereagh	9	20	1	3	15	3	7	53
Down	25	89	4	5	23	16	1	161
North Down	17	102	-	19	32	27	14	207
<b>C District Total</b>	<b>70</b>	<b>251</b>	<b>7</b>	<b>31</b>	<b>81</b>	<b>52</b>	<b>33</b>	<b>508</b>
Antrim	20	105	3	9	26	14	-	177
Carrickfergus	6	32	1	5	15	15	-	68
Lisburn	34	266	4	8	82	67	-	449
Newtownabbey	22	114	4	55	62	19	-	266
<b>D District Total</b>	<b>82</b>	<b>517</b>	<b>12</b>	<b>77</b>	<b>185</b>	<b>115</b>	<b>-</b>	<b>960</b>
Armagh	14	67	-	1	15	26	17	136
Banbridge	1	30	1	-	13	19	1	65
Craigavon	41	224	8	30	47	52	6	394
Newry and Mourne	20	98	2	8	17	28	-	170
<b>E District Total</b>	<b>76</b>	<b>419</b>	<b>11</b>	<b>39</b>	<b>92</b>	<b>125</b>	<b>24</b>	<b>765</b>
Cookstown	3	137	-	3	1	1	-	145
Dungannon	-	-	-	-	-	-	112	112
Fermanagh	-	-	-	-	-	-	136	136
Omagh	11	151	1	3	5	4	4	178
<b>F District Total</b>	<b>14</b>	<b>288</b>	<b>1</b>	<b>6</b>	<b>6</b>	<b>5</b>	<b>252</b>	<b>571</b>
Foyle	31	107	4	11	26	15	-	184
Limavady	29	267	-	6	31	5	-	323
Magherafelt	2	94	-	-	4	2	1	103
Strabane	8	37	1	2	10	16	-	71
<b>G District Total</b>	<b>70</b>	<b>505</b>	<b>5</b>	<b>19</b>	<b>71</b>	<b>38</b>	<b>1</b>	<b>681</b>
Ballymena	43	229	5	26	41	14	-	354
Ballymoney	3	6	1	3	10	3	1	27
Coleraine	14	177	-	34	15	20	14	268
Larne	8	58	1	2	28	1	-	92
Moyle	6	35	-	2	8	6	3	57
<b>H District Total</b>	<b>74</b>	<b>505</b>	<b>7</b>	<b>67</b>	<b>102</b>	<b>44</b>	<b>18</b>	<b>798</b>
<b>NI Overall</b>	<b>585</b>	<b>3,181</b>	<b>57</b>	<b>420</b>	<b>996</b>	<b>625</b>	<b>328</b>	<b>5,960</b>

\*Note: As a person can be stopped/ searched for more than one reason, the number of stop/ searches by reason does not sum to the total number of persons stopped/searched

Source: Central Statistics Unit, Police Service of Northern Ireland

**Number of persons stopped and searched under PACE by gender and ethnicity by Area - 1 January to 31 March 2010**

	Stop/ Searches											Subsequent Arrests									
	TOTAL PERSONS	Male	Female	Not Specified	White	Chinese	Indian Subcontinent	Traveller	Black	Others	Not Specified	TOTAL PERSONS	Male	Female	White	Chinese	Indian Subcontinent	Traveller	Black	Others	
North Belfast	324	303	21	-	322	-	-	-	2	-	-	39	36	3	39	-	-	-	-	-	
West Belfast	309	289	20	-	309	-	-	-	-	-	-	22	21	1	22	-	-	-	-	-	
<b>A District Total</b>	<b>633</b>	<b>592</b>	<b>41</b>	<b>-</b>	<b>631</b>	<b>-</b>	<b>-</b>	<b>-</b>	<b>2</b>	<b>-</b>	<b>-</b>	<b>61</b>	<b>57</b>	<b>4</b>	<b>61</b>	<b>-</b>	<b>-</b>	<b>-</b>	<b>-</b>	<b>-</b>	
East Belfast	207	200	7	-	203	-	2	-	2	-	-	15	15	-	15	-	-	-	-	-	
South Belfast	837	793	44	-	794	3	6	2	7	25	-	117	113	4	115	-	-	-	2	-	
<b>B District Total</b>	<b>1,044</b>	<b>993</b>	<b>51</b>	<b>-</b>	<b>997</b>	<b>3</b>	<b>8</b>	<b>2</b>	<b>9</b>	<b>25</b>	<b>-</b>	<b>132</b>	<b>128</b>	<b>4</b>	<b>130</b>	<b>-</b>	<b>-</b>	<b>-</b>	<b>2</b>	<b>-</b>	
Ards	87	79	8	-	87	-	-	-	-	-	-	8	8	-	8	-	-	-	-	-	
Castlereagh	53	53	-	-	50	-	-	-	-	3	-	2	2	-	2	-	-	-	-	-	
Down	161	139	22	-	158	-	2	-	-	1	-	8	6	2	8	-	-	-	-	-	
North Down	207	192	15	-	204	1	-	-	2	-	-	21	19	2	21	-	-	-	-	-	
<b>C District Total</b>	<b>508</b>	<b>463</b>	<b>45</b>	<b>-</b>	<b>499</b>	<b>1</b>	<b>2</b>	<b>-</b>	<b>2</b>	<b>4</b>	<b>-</b>	<b>39</b>	<b>35</b>	<b>4</b>	<b>39</b>	<b>-</b>	<b>-</b>	<b>-</b>	<b>-</b>	<b>-</b>	
Antrim	177	164	13	-	176	-	-	1	-	-	-	21	20	1	21	-	-	-	-	-	
Carrickfergus	68	56	12	-	68	-	-	-	-	-	-	5	4	1	5	-	-	-	-	-	
Lisburn	449	382	67	-	445	-	-	-	2	2	-	38	33	5	38	-	-	-	-	-	
Newtownabbey	266	253	13	-	265	-	-	1	-	-	-	21	19	2	21	-	-	-	-	-	
<b>D District Total</b>	<b>960</b>	<b>855</b>	<b>105</b>	<b>-</b>	<b>954</b>	<b>-</b>	<b>-</b>	<b>2</b>	<b>2</b>	<b>2</b>	<b>-</b>	<b>85</b>	<b>76</b>	<b>9</b>	<b>85</b>	<b>-</b>	<b>-</b>	<b>-</b>	<b>-</b>	<b>-</b>	
Armagh	136	125	11	-	134	1	-	-	-	1	-	9	7	2	8	-	-	-	-	1	
Banbridge	65	65	-	-	64	-	-	1	-	-	-	7	7	-	7	-	-	-	-	-	
Craigavon	394	365	29	-	388	-	2	1	1	2	-	26	23	3	26	-	-	-	-	-	
Newry and Mourne	170	153	17	-	167	-	-	3	-	-	-	16	16	-	16	-	-	-	-	-	
<b>E District Total</b>	<b>765</b>	<b>708</b>	<b>57</b>	<b>-</b>	<b>753</b>	<b>1</b>	<b>2</b>	<b>5</b>	<b>1</b>	<b>3</b>	<b>-</b>	<b>58</b>	<b>53</b>	<b>5</b>	<b>57</b>	<b>-</b>	<b>-</b>	<b>-</b>	<b>-</b>	<b>1</b>	
Cookstown	145	136	9	-	144	-	-	-	1	-	-	6	6	-	6	-	-	-	-	-	
Dungannon	112	102	10	-	104	-	4	2	1	1	-	5	5	-	5	-	-	-	-	-	
Fermanagh	136	115	21	-	131	-	-	4	1	-	-	4	4	-	4	-	-	-	-	-	
Omagh	178	169	9	-	168	-	-	7	-	3	-	-	-	-	-	-	-	-	-	-	
<b>F District Total</b>	<b>571</b>	<b>522</b>	<b>49</b>	<b>-</b>	<b>547</b>	<b>-</b>	<b>4</b>	<b>13</b>	<b>3</b>	<b>4</b>	<b>-</b>	<b>15</b>	<b>15</b>	<b>-</b>	<b>15</b>	<b>-</b>	<b>-</b>	<b>-</b>	<b>-</b>	<b>-</b>	
Foyle	184	176	8	-	184	-	-	-	-	-	-	18	16	2	18	-	-	-	-	-	
Limavady	323	295	28	-	323	-	-	-	-	-	-	11	11	-	11	-	-	-	-	-	
Magherafelt	103	89	14	-	103	-	-	-	-	-	-	5	5	-	5	-	-	-	-	-	
Strabane	71	68	3	-	69	-	1	1	-	-	-	7	7	-	7	-	-	-	-	-	
<b>G District Total</b>	<b>681</b>	<b>628</b>	<b>53</b>	<b>-</b>	<b>679</b>	<b>-</b>	<b>1</b>	<b>1</b>	<b>-</b>	<b>-</b>	<b>-</b>	<b>41</b>	<b>39</b>	<b>2</b>	<b>41</b>	<b>-</b>	<b>-</b>	<b>-</b>	<b>-</b>	<b>-</b>	
Ballymena	354	327	27	-	352	-	2	-	-	-	-	26	24	2	26	-	-	-	-	-	
Ballymoney	27	23	3	1	25	-	-	1	-	-	1	6	6	-	5	-	-	1	-	-	
Coleraine	268	232	33	3	256	-	-	-	-	-	12	26	23	3	26	-	-	-	-	-	
Larne	92	87	5	-	92	-	-	-	-	-	-	7	6	1	7	-	-	-	-	-	
Moyle	57	50	5	2	55	-	-	-	-	-	2	2	2	-	2	-	-	-	-	-	
<b>H District Total</b>	<b>798</b>	<b>719</b>	<b>73</b>	<b>6</b>	<b>780</b>	<b>-</b>	<b>2</b>	<b>1</b>	<b>-</b>	<b>-</b>	<b>15</b>	<b>67</b>	<b>61</b>	<b>6</b>	<b>66</b>	<b>-</b>	<b>-</b>	<b>1</b>	<b>-</b>	<b>-</b>	
<b>NI Overall</b>	<b>5,960</b>	<b>5,480</b>	<b>474</b>	<b>6</b>	<b>5,840</b>	<b>5</b>	<b>19</b>	<b>24</b>	<b>19</b>	<b>38</b>	<b>15</b>	<b>498</b>	<b>464</b>	<b>34</b>	<b>494</b>	<b>-</b>	<b>-</b>	<b>1</b>	<b>2</b>	<b>1</b>	

## **Section 4: Terrorism Act Section 43 & 44 - Stop and Searches**

Note: Some Persons will have been stopped and searched/questioned by using a combination of Terrorism Act and Justice and Security Act Powers. Therefore there will be some overlap in the following tables from the same person being included in more than one table.

**Number of persons stopped and searched under Section 43 of the Terrorism Act by gender and ethnicity by Area - 1 January to 31 March 2010**

	Stop/ Searches									Subsequent Arrests								
	TOTAL PERSONS	Male	Female	White	Chinese	Indian Subcontinent	Traveller	Black	Others	TOTAL PERSONS	Male	Female	White	Chinese	Indian Subcontinent	Traveller	Black	Others
North Belfast	-	-	-	-	-	-	-	-	-	-	-	-	-	-	-	-	-	-
West Belfast	2	2	-	2	-	-	-	-	-	-	-	-	-	-	-	-	-	-
<b>A District Total</b>	<b>2</b>	<b>2</b>	<b>-</b>	<b>2</b>	<b>-</b>	<b>-</b>	<b>-</b>	<b>-</b>	<b>-</b>	<b>-</b>	<b>-</b>	<b>-</b>	<b>-</b>	<b>-</b>	<b>-</b>	<b>-</b>	<b>-</b>	<b>-</b>
East Belfast	4	4	-	3	-	1	-	-	-	-	-	-	-	-	-	-	-	-
South Belfast	1	1	-	1	-	-	-	-	-	-	-	-	-	-	-	-	-	-
<b>B District Total</b>	<b>5</b>	<b>5</b>	<b>-</b>	<b>4</b>	<b>-</b>	<b>1</b>	<b>-</b>	<b>-</b>	<b>-</b>	<b>-</b>	<b>-</b>	<b>-</b>	<b>-</b>	<b>-</b>	<b>-</b>	<b>-</b>	<b>-</b>	<b>-</b>
Ards	-	-	-	-	-	-	-	-	-	-	-	-	-	-	-	-	-	-
Castlereagh	-	-	-	-	-	-	-	-	-	-	-	-	-	-	-	-	-	-
Down	-	-	-	-	-	-	-	-	-	-	-	-	-	-	-	-	-	-
North Down	-	-	-	-	-	-	-	-	-	-	-	-	-	-	-	-	-	-
<b>C District Total</b>	<b>-</b>	<b>-</b>	<b>-</b>	<b>-</b>	<b>-</b>	<b>-</b>	<b>-</b>	<b>-</b>	<b>-</b>	<b>-</b>	<b>-</b>	<b>-</b>	<b>-</b>	<b>-</b>	<b>-</b>	<b>-</b>	<b>-</b>	<b>-</b>
Antrim	1	1	-	1	-	-	-	-	-	-	-	-	-	-	-	-	-	-
Carrickfergus	-	-	-	-	-	-	-	-	-	-	-	-	-	-	-	-	-	-
Lisburn	-	-	-	-	-	-	-	-	-	-	-	-	-	-	-	-	-	-
Newtownabbey	-	-	-	-	-	-	-	-	-	-	-	-	-	-	-	-	-	-
<b>D District Total</b>	<b>1</b>	<b>1</b>	<b>-</b>	<b>1</b>	<b>-</b>	<b>-</b>	<b>-</b>	<b>-</b>	<b>-</b>	<b>-</b>	<b>-</b>	<b>-</b>	<b>-</b>	<b>-</b>	<b>-</b>	<b>-</b>	<b>-</b>	<b>-</b>
Armagh	5	3	2	5	-	-	-	-	-	-	-	-	-	-	-	-	-	-
Banbridge	-	-	-	-	-	-	-	-	-	-	-	-	-	-	-	-	-	-
Craigavon	3	2	1	3	-	-	-	-	-	-	-	-	-	-	-	-	-	-
Newry and Mourne	1	1	-	1	-	-	-	-	-	-	-	-	-	-	-	-	-	-
<b>E District Total</b>	<b>9</b>	<b>6</b>	<b>3</b>	<b>9</b>	<b>-</b>	<b>-</b>	<b>-</b>	<b>-</b>	<b>-</b>	<b>-</b>	<b>-</b>	<b>-</b>	<b>-</b>	<b>-</b>	<b>-</b>	<b>-</b>	<b>-</b>	<b>-</b>
Cookstown	-	-	-	-	-	-	-	-	-	-	-	-	-	-	-	-	-	-
Dungannon	1	1	-	1	-	-	-	-	-	-	-	-	-	-	-	-	-	-
Fermanagh	-	-	-	-	-	-	-	-	-	-	-	-	-	-	-	-	-	-
Omagh	-	-	-	-	-	-	-	-	-	-	-	-	-	-	-	-	-	-
<b>F District Total</b>	<b>1</b>	<b>1</b>	<b>-</b>	<b>1</b>	<b>-</b>	<b>-</b>	<b>-</b>	<b>-</b>	<b>-</b>	<b>-</b>	<b>-</b>	<b>-</b>	<b>-</b>	<b>-</b>	<b>-</b>	<b>-</b>	<b>-</b>	<b>-</b>
Foyle	-	-	-	-	-	-	-	-	-	-	-	-	-	-	-	-	-	-
Limavady	-	-	-	-	-	-	-	-	-	-	-	-	-	-	-	-	-	-
Magherafelt	-	-	-	-	-	-	-	-	-	-	-	-	-	-	-	-	-	-
Strabane	-	-	-	-	-	-	-	-	-	-	-	-	-	-	-	-	-	-
<b>G District Total</b>	<b>-</b>	<b>-</b>	<b>-</b>	<b>-</b>	<b>-</b>	<b>-</b>	<b>-</b>	<b>-</b>	<b>-</b>	<b>-</b>	<b>-</b>	<b>-</b>	<b>-</b>	<b>-</b>	<b>-</b>	<b>-</b>	<b>-</b>	<b>-</b>
Ballymena	2	2	-	2	-	-	-	-	-	-	-	-	-	-	-	-	-	-
Ballymoney	-	-	-	-	-	-	-	-	-	-	-	-	-	-	-	-	-	-
Coleraine	-	-	-	-	-	-	-	-	-	-	-	-	-	-	-	-	-	-
Larne	1	1	-	1	-	-	-	-	-	-	-	-	-	-	-	-	-	-
Moyle	-	-	-	-	-	-	-	-	-	-	-	-	-	-	-	-	-	-
<b>H District Total</b>	<b>3</b>	<b>3</b>	<b>-</b>	<b>3</b>	<b>-</b>	<b>-</b>	<b>-</b>	<b>-</b>	<b>-</b>	<b>-</b>	<b>-</b>	<b>-</b>	<b>-</b>	<b>-</b>	<b>-</b>	<b>-</b>	<b>-</b>	<b>-</b>
<b>NI Overall</b>	<b>21</b>	<b>18</b>	<b>3</b>	<b>20</b>	<b>-</b>	<b>1</b>	<b>-</b>	<b>-</b>	<b>-</b>	<b>-</b>	<b>-</b>	<b>-</b>	<b>-</b>	<b>-</b>	<b>-</b>	<b>-</b>	<b>-</b>	<b>-</b>

**Number of persons stopped and searched under Section 44 of the Terrorism Act by gender and ethnicity by Area - 1 January to 31 March 2010**

	Stop/ Searches											Subsequent Arrests									
	TOTAL PERSONS	Male	Female	Not Specified	White	Chinese	Indian Subcontinent	Traveller	Black	Others	Not Specified	TOTAL PERSONS	Male	Female	White	Chinese	Indian Subcontinent	Traveller	Black	Others	
North Belfast	98	91	7	-	97	-	-	1	-	-	-	5	5	-	5	-	-	-	-	-	
West Belfast	282	270	11	1	282	-	-	-	-	-	-	5	5	-	5	-	-	-	-	-	
<b>A District Total</b>	<b>380</b>	<b>361</b>	<b>18</b>	<b>1</b>	<b>379</b>	-	-	<b>1</b>	-	-	-	<b>10</b>	<b>10</b>	-	<b>10</b>	-	-	-	-	-	
East Belfast	1,032	914	118	-	1,007	7	11	1	4	2	-	2	2	-	2	-	-	-	-	-	
South Belfast	882	801	81	-	860	5	6	-	3	8	-	5	5	-	5	-	-	-	-	-	
<b>B District Total</b>	<b>1,914</b>	<b>1,715</b>	<b>199</b>	-	<b>1,867</b>	<b>12</b>	<b>17</b>	<b>1</b>	<b>7</b>	<b>10</b>	-	<b>7</b>	<b>7</b>	-	<b>7</b>	-	-	-	-	-	
Ards	45	37	8	-	44	-	1	-	-	-	-	-	-	-	-	-	-	-	-	-	
Castlereagh	66	62	4	-	66	-	-	-	-	-	-	1	1	-	1	-	-	-	-	-	
Down	251	223	28	-	249	-	1	-	1	-	-	2	2	-	2	-	-	-	-	-	
North Down	252	225	27	-	248	3	1	-	-	-	-	-	-	-	-	-	-	-	-	-	
<b>C District Total</b>	<b>614</b>	<b>547</b>	<b>67</b>	-	<b>607</b>	<b>3</b>	<b>3</b>	-	<b>1</b>	-	-	<b>3</b>	<b>3</b>	-	<b>3</b>	-	-	-	-	-	
Antrim	227	208	19	-	227	-	-	-	-	-	-	-	-	-	-	-	-	-	-	-	
Carrickfergus	113	108	5	-	113	-	-	-	-	-	-	1	1	-	1	-	-	-	-	-	
Lisburn	817	748	69	-	807	5	2	2	1	-	-	3	3	-	3	-	-	-	-	-	
Newtownabbey	339	321	18	-	335	2	1	1	-	-	-	3	3	-	3	-	-	-	-	-	
<b>D District Total</b>	<b>1,496</b>	<b>1,385</b>	<b>111</b>	-	<b>1,482</b>	<b>7</b>	<b>3</b>	<b>3</b>	<b>1</b>	-	-	<b>7</b>	<b>7</b>	-	<b>7</b>	-	-	-	-	-	
Armagh	505	473	32	-	503	2	-	-	-	-	-	4	4	-	4	-	-	-	-	-	
Banbridge	154	145	9	-	150	1	-	-	-	-	3	1	1	-	1	-	-	-	-	-	
Craigavon	598	506	91	1	594	1	1	-	-	1	1	4	4	-	4	-	-	-	-	-	
Newry and Mourne	345	329	15	1	345	-	-	-	-	-	-	2	1	1	2	-	-	-	-	-	
<b>E District Total</b>	<b>1,602</b>	<b>1,453</b>	<b>147</b>	<b>2</b>	<b>1,592</b>	<b>4</b>	<b>1</b>	-	-	<b>1</b>	<b>4</b>	<b>11</b>	<b>10</b>	<b>1</b>	<b>11</b>	-	-	-	-	-	
Cookstown	108	90	18	-	108	-	-	-	-	-	-	1	1	-	1	-	-	-	-	-	
Dungannon	163	152	11	-	160	-	-	3	-	-	-	1	1	-	1	-	-	-	-	-	
Fermanagh	102	97	5	-	102	-	-	-	-	-	-	3	3	-	3	-	-	-	-	-	
Omagh	63	60	3	-	62	-	-	1	-	-	-	-	-	-	-	-	-	-	-	-	
<b>F District Total</b>	<b>436</b>	<b>399</b>	<b>37</b>	-	<b>432</b>	-	-	<b>4</b>	-	-	-	<b>5</b>	<b>5</b>	-	<b>5</b>	-	-	-	-	-	
Foyle	486	474	12	-	485	1	-	-	-	-	-	4	4	-	4	-	-	-	-	-	
Limavady	205	180	25	-	205	-	-	-	-	-	-	2	2	-	2	-	-	-	-	-	
Magherafelt	203	198	5	-	203	-	-	-	-	-	-	2	2	-	2	-	-	-	-	-	
Strabane	652	646	6	-	647	-	1	3	-	1	-	1	1	-	1	-	-	-	-	-	
<b>G District Total</b>	<b>1,546</b>	<b>1,498</b>	<b>48</b>	-	<b>1,540</b>	<b>1</b>	<b>1</b>	<b>3</b>	-	<b>1</b>	-	<b>9</b>	<b>9</b>	-	<b>9</b>	-	-	-	-	-	
Ballymena	95	86	9	-	93	-	2	-	-	-	-	1	1	-	1	-	-	-	-	-	
Ballymoney	12	9	3	-	12	-	-	-	-	-	-	1	1	-	1	-	-	-	-	-	
Coleraine	81	72	8	1	81	-	-	-	-	-	-	2	2	-	2	-	-	-	-	-	
Larne	33	32	1	-	33	-	-	-	-	-	-	-	-	-	-	-	-	-	-	-	
Moyle	31	27	4	-	30	-	-	-	-	-	1	-	-	-	-	-	-	-	-	-	
<b>H District Total</b>	<b>252</b>	<b>226</b>	<b>25</b>	<b>1</b>	<b>249</b>	-	<b>2</b>	-	-	-	<b>1</b>	<b>4</b>	<b>4</b>	-	<b>4</b>	-	-	-	-	-	
<b>NI Overall</b>	<b>8,240</b>	<b>7,584</b>	<b>652</b>	<b>4</b>	<b>8,148</b>	<b>27</b>	<b>27</b>	<b>12</b>	<b>9</b>	<b>12</b>	<b>5</b>	<b>56</b>	<b>55</b>	<b>1</b>	<b>56</b>	-	-	-	-	-	

## **Section 5: Justice and Security Act - Stop and Search/Question**

Note: Some Persons will have been stopped and searched/questioned by using a combination of Terrorism Act and Justice and Security Act Powers. Therefore there will be some overlap in the following tables from the same person being included in more than one table.

**Number of persons stopped and questioned under Section 21 of the Justice and Security Act by gender and ethnicity by Area - 1 January to 31 March 2010**

	Stop/ Question										Subsequent Arrests									
	TOTAL PERSONS	Male	Female	White	Chinese	Indian Subcontinent	Traveller	Black	Others	Not Specified	TOTAL PERSONS	Male	Female	White	Chinese	Indian Subcontinent	Traveller	Black	Others	
North Belfast	24	23	1	24	-	-	-	-	-	-	1	1	-	1	-	-	-	-	-	-
West Belfast	86	83	3	86	-	-	-	-	-	-	1	1	-	1	-	-	-	-	-	-
<b>A District Total</b>	<b>110</b>	<b>106</b>	<b>4</b>	<b>110</b>	<b>-</b>	<b>-</b>	<b>-</b>	<b>-</b>	<b>-</b>	<b>-</b>	<b>2</b>	<b>2</b>	<b>-</b>	<b>2</b>	<b>-</b>	<b>-</b>	<b>-</b>	<b>-</b>	<b>-</b>	<b>-</b>
East Belfast	903	801	102	882	7	9	1	4	-	-	2	2	-	2	-	-	-	-	-	-
South Belfast	663	604	59	649	4	4	-	1	5	-	3	3	-	3	-	-	-	-	-	-
<b>B District Total</b>	<b>1,566</b>	<b>1,405</b>	<b>161</b>	<b>1,531</b>	<b>11</b>	<b>13</b>	<b>1</b>	<b>5</b>	<b>5</b>	<b>-</b>	<b>5</b>	<b>5</b>	<b>-</b>	<b>5</b>	<b>-</b>	<b>-</b>	<b>-</b>	<b>-</b>	<b>-</b>	<b>-</b>
Ards	1	1	-	1	-	-	-	-	-	-	-	-	-	-	-	-	-	-	-	-
Castlereagh	-	-	-	-	-	-	-	-	-	-	-	-	-	-	-	-	-	-	-	-
Down	34	23	11	34	-	-	-	-	-	-	-	-	-	-	-	-	-	-	-	-
North Down	-	-	-	-	-	-	-	-	-	-	-	-	-	-	-	-	-	-	-	-
<b>C District Total</b>	<b>35</b>	<b>24</b>	<b>11</b>	<b>35</b>	<b>-</b>	<b>-</b>	<b>-</b>	<b>-</b>	<b>-</b>	<b>-</b>	<b>-</b>	<b>-</b>	<b>-</b>	<b>-</b>	<b>-</b>	<b>-</b>	<b>-</b>	<b>-</b>	<b>-</b>	<b>-</b>
Antrim	1	1	-	1	-	-	-	-	-	-	-	-	-	-	-	-	-	-	-	-
Carrickfergus	-	-	-	-	-	-	-	-	-	-	-	-	-	-	-	-	-	-	-	-
Lisburn	1	1	-	1	-	-	-	-	-	-	-	-	-	-	-	-	-	-	-	-
Newtownabbey	-	-	-	-	-	-	-	-	-	-	-	-	-	-	-	-	-	-	-	-
<b>D District Total</b>	<b>2</b>	<b>2</b>	<b>-</b>	<b>2</b>	<b>-</b>	<b>-</b>	<b>-</b>	<b>-</b>	<b>-</b>	<b>-</b>	<b>-</b>	<b>-</b>	<b>-</b>	<b>-</b>	<b>-</b>	<b>-</b>	<b>-</b>	<b>-</b>	<b>-</b>	<b>-</b>
Armagh	14	10	4	13	1	-	-	-	-	-	1	1	-	1	-	-	-	-	-	-
Banbridge	-	-	-	-	-	-	-	-	-	-	-	-	-	-	-	-	-	-	-	-
Craigavon	49	41	8	49	-	-	-	-	-	-	1	1	-	1	-	-	-	-	-	-
Newry and Mourne	1	1	-	1	-	-	-	-	-	-	1	1	-	1	-	-	-	-	-	-
<b>E District Total</b>	<b>64</b>	<b>52</b>	<b>12</b>	<b>63</b>	<b>1</b>	<b>-</b>	<b>-</b>	<b>-</b>	<b>-</b>	<b>-</b>	<b>3</b>	<b>3</b>	<b>-</b>	<b>3</b>	<b>-</b>	<b>-</b>	<b>-</b>	<b>-</b>	<b>-</b>	<b>-</b>
Cookstown	1	1	-	1	-	-	-	-	-	-	-	-	-	-	-	-	-	-	-	-
Dungannon	4	3	1	4	-	-	-	-	-	-	-	-	-	-	-	-	-	-	-	-
Fermanagh	-	-	-	-	-	-	-	-	-	-	-	-	-	-	-	-	-	-	-	-
Omagh	-	-	-	-	-	-	-	-	-	-	-	-	-	-	-	-	-	-	-	-
<b>F District Total</b>	<b>5</b>	<b>4</b>	<b>1</b>	<b>5</b>	<b>-</b>	<b>-</b>	<b>-</b>	<b>-</b>	<b>-</b>	<b>-</b>	<b>-</b>	<b>-</b>	<b>-</b>	<b>-</b>	<b>-</b>	<b>-</b>	<b>-</b>	<b>-</b>	<b>-</b>	<b>-</b>
Foyle	5	4	1	5	-	-	-	-	-	-	-	-	-	-	-	-	-	-	-	-
Limavady	-	-	-	-	-	-	-	-	-	-	-	-	-	-	-	-	-	-	-	-
Magherafelt	3	3	-	3	-	-	-	-	-	-	-	-	-	-	-	-	-	-	-	-
Strabane	-	-	-	-	-	-	-	-	-	-	-	-	-	-	-	-	-	-	-	-
<b>G District Total</b>	<b>8</b>	<b>7</b>	<b>1</b>	<b>8</b>	<b>-</b>	<b>-</b>	<b>-</b>	<b>-</b>	<b>-</b>	<b>-</b>	<b>-</b>	<b>-</b>	<b>-</b>	<b>-</b>	<b>-</b>	<b>-</b>	<b>-</b>	<b>-</b>	<b>-</b>	<b>-</b>
Ballymena	73	69	4	73	-	-	-	-	-	-	-	-	-	-	-	-	-	-	-	-
Ballymoney	1	1	-	1	-	-	-	-	-	-	-	-	-	-	-	-	-	-	-	-
Coleraine	2	2	-	2	-	-	-	-	-	-	-	-	-	-	-	-	-	-	-	-
Larne	23	23	-	23	-	-	-	-	-	-	-	-	-	-	-	-	-	-	-	-
Moyle	1	1	-	1	-	-	-	-	-	-	-	-	-	-	-	-	-	-	-	-
<b>H District Total</b>	<b>100</b>	<b>96</b>	<b>4</b>	<b>100</b>	<b>-</b>	<b>-</b>	<b>-</b>	<b>-</b>	<b>-</b>	<b>-</b>	<b>-</b>	<b>-</b>	<b>-</b>	<b>-</b>	<b>-</b>	<b>-</b>	<b>-</b>	<b>-</b>	<b>-</b>	<b>-</b>
<b>NI Overall</b>	<b>1,890</b>	<b>1,696</b>	<b>194</b>	<b>1,854</b>	<b>12</b>	<b>13</b>	<b>1</b>	<b>5</b>	<b>5</b>	<b>-</b>	<b>10</b>	<b>10</b>	<b>-</b>	<b>10</b>	<b>-</b>	<b>-</b>	<b>-</b>	<b>-</b>	<b>-</b>	<b>-</b>



**Number of persons stopped and searched under Section 24 of the Justice and Security Act by gender and ethnicity by Area - 1 January to 31 March 2010**

	Stop/ Searches									Subsequent Arrests								
	TOTAL PERSONS	Male	Female	White	Chinese	Indian Subcontinent	Traveller	Black	Others	TOTAL PERSONS	Male	Female	White	Chinese	Indian Subcontinent	Traveller	Black	Others
North Belfast	-	-	-	-	-	-	-	-	-	-	-	-	-	-	-	-	-	-
West Belfast	27	23	4	27	-	-	-	-	-	-	-	-	-	-	-	-	-	-
<b>A District Total</b>	<b>27</b>	<b>23</b>	<b>4</b>	<b>27</b>	-	-	-	-	-	-	-	-	-	-	-	-	-	-
East Belfast	1	1	-	1	-	-	-	-	-	-	-	-	-	-	-	-	-	-
South Belfast	10	9	1	10	-	-	-	-	-	-	-	-	-	-	-	-	-	-
<b>B District Total</b>	<b>11</b>	<b>10</b>	<b>1</b>	<b>11</b>	-	-	-	-	-	-	-	-	-	-	-	-	-	-
Ards	1	1	-	1	-	-	-	-	-	-	-	-	-	-	-	-	-	-
Castlereagh	-	-	-	-	-	-	-	-	-	-	-	-	-	-	-	-	-	-
Down	8	8	-	8	-	-	-	-	-	1	1	-	1	-	-	-	-	-
North Down	1	1	-	1	-	-	-	-	-	-	-	-	-	-	-	-	-	-
<b>C District Total</b>	<b>10</b>	<b>10</b>	-	<b>10</b>	-	-	-	-	-	<b>1</b>	<b>1</b>	-	<b>1</b>	-	-	-	-	-
Antrim	-	-	-	-	-	-	-	-	-	-	-	-	-	-	-	-	-	-
Carrickfergus	-	-	-	-	-	-	-	-	-	-	-	-	-	-	-	-	-	-
Lisburn	10	10	-	10	-	-	-	-	-	3	3	-	3	-	-	-	-	-
Newtownabbey	-	-	-	-	-	-	-	-	-	-	-	-	-	-	-	-	-	-
<b>D District Total</b>	<b>10</b>	<b>10</b>	-	<b>10</b>	-	-	-	-	-	<b>3</b>	<b>3</b>	-	<b>3</b>	-	-	-	-	-
Armagh	11	7	4	11	-	-	-	-	-	-	-	-	-	-	-	-	-	-
Banbridge	1	1	-	1	-	-	-	-	-	-	-	-	-	-	-	-	-	-
Craigavon	13	8	5	13	-	-	-	-	-	1	-	1	1	-	-	-	-	-
Newry and Mourne	6	6	-	6	-	-	-	-	-	-	-	-	-	-	-	-	-	-
<b>E District Total</b>	<b>31</b>	<b>22</b>	<b>9</b>	<b>31</b>	-	-	-	-	-	<b>1</b>	-	<b>1</b>	<b>1</b>	-	-	-	-	-
Cookstown	5	3	2	5	-	-	-	-	-	-	-	-	-	-	-	-	-	-
Dungannon	7	6	1	7	-	-	-	-	-	-	-	-	-	-	-	-	-	-
Fermanagh	-	-	-	-	-	-	-	-	-	-	-	-	-	-	-	-	-	-
Omagh	-	-	-	-	-	-	-	-	-	-	-	-	-	-	-	-	-	-
<b>F District Total</b>	<b>12</b>	<b>9</b>	<b>3</b>	<b>12</b>	-	-	-	-	-	-	-	-	-	-	-	-	-	-
Foyle	11	6	5	11	-	-	-	-	-	-	-	-	-	-	-	-	-	-
Limavady	-	-	-	-	-	-	-	-	-	-	-	-	-	-	-	-	-	-
Magherafelt	-	-	-	-	-	-	-	-	-	-	-	-	-	-	-	-	-	-
Strabane	7	7	-	6	-	-	-	-	1	-	-	-	-	-	-	-	-	-
<b>G District Total</b>	<b>18</b>	<b>13</b>	<b>5</b>	<b>17</b>	-	-	-	-	<b>1</b>	-	-	-	-	-	-	-	-	-
Ballymena	72	68	4	72	-	-	-	-	-	-	-	-	-	-	-	-	-	-
Ballymoney	1	1	-	1	-	-	-	-	-	-	-	-	-	-	-	-	-	-
Coleraine	15	14	1	15	-	-	-	-	-	-	-	-	-	-	-	-	-	-
Larne	22	22	-	22	-	-	-	-	-	-	-	-	-	-	-	-	-	-
Moyle	-	-	-	-	-	-	-	-	-	-	-	-	-	-	-	-	-	-
<b>H District Total</b>	<b>110</b>	<b>105</b>	<b>5</b>	<b>110</b>	-	-	-	-	-	-	-	-	-	-	-	-	-	-
<b>NI Overall</b>	<b>229</b>	<b>202</b>	<b>27</b>	<b>228</b>	-	-	-	-	<b>1</b>	<b>5</b>	<b>4</b>	<b>1</b>	<b>5</b>	-	-	-	-	-